



香港浸會大學
HONG KONG BAPTIST UNIVERSITY



財務報告 FINANCIAL REPORT
2023 - 2024

目 錄
Contents

	頁數 Page
摘要 Highlights	1
圖表分析 Statistical Tables and Charts	2
司庫報告 Treasurer's Report	5
獨立核數師報告書 Report of the Independent Auditor	12
財務報表 Financial Statements	18



大學 The University

截至6月30日止年度

Year ended 30 June

2024 2023 2022 2021 2020
(以港幣百萬元計)
(Expressed in millions of Hong Kong dollars)

政府撥款 Government Subventions	1,916	1,787	1,654	1,579	1,818
學費、課程及其他收費 Tuition, Programme and Other Fees	1,559	1,483	1,367	1,295	1,299
利息及淨投資收入 Interest and Net Investment Income/(Loss)	544	329	(600)	871	47
捐款及慈善捐贈 Donations and Benefactions	145	113	189	246	307
雜項服務收入 Auxiliary Services Income	239	242	272	237	183
其他收入 Other Income	29	35	29	29	28

學生數目(教資會資助課程)

Number of Students (UGC-funded Programmes)

人數 Headcount	8,352	8,085	8,000	7,994	7,678
等同全日制人數 Full-time Equivalent	8,135	7,831	7,705	7,685	7,374

學生數目(自資課程)

Number of Students (Self-financed Programmes)

人數 Headcount	20,515	20,238	22,359	19,144	24,096
-----------------	--------	--------	--------	--------	--------

職員人數(等同全日制)

Number of Staff (Full-time Equivalent)

	3,292	3,200	3,162	3,124	3,215
--	-------	-------	-------	-------	-------

每年學費(教資會資助全日制課程)(港元)

Tuition Fees Per Annum (UGC-funded Full-time Programmes) (\$)

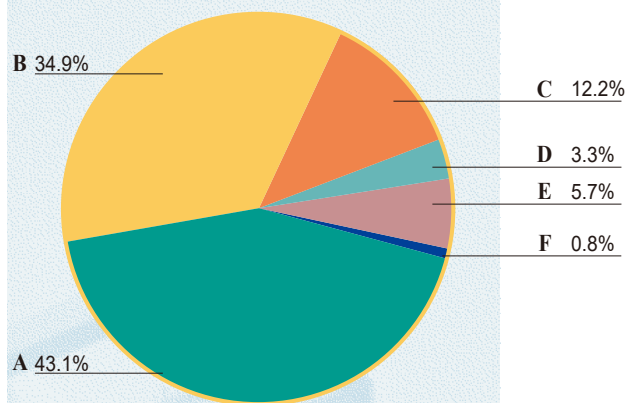
	42,100	42,100	42,100	42,100	42,100
--	--------	--------	--------	--------	--------

圖 表 分 析

Statistical Tables and Charts



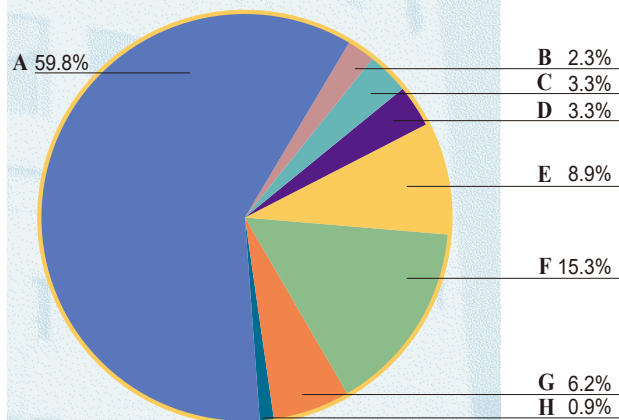
大學團體 The Group



收入 (以港幣百萬元計)

Income (Expressed in millions of Hong Kong Dollars)

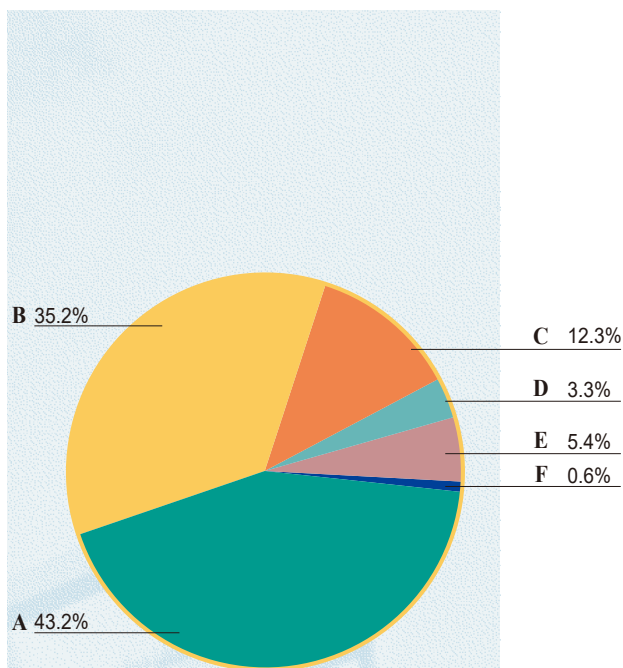
- A 1,929.5 政府撥款
Government Subventions
- B 1,559.5 學費、課程及其他收費
Tuition, Programme and Other Fees
- C 544.2 利息及淨投資收入
Interest and Net Investment Income
- D 147.3 捐款及慈善捐贈
Donations and Benefactions
- E 253.5 雜項服務收入
Auxiliary Services Income
- F 37.5 其他收入
Other Income



支出 (以港幣百萬元計)

Expenditure (Expressed in millions of Hong Kong Dollars)

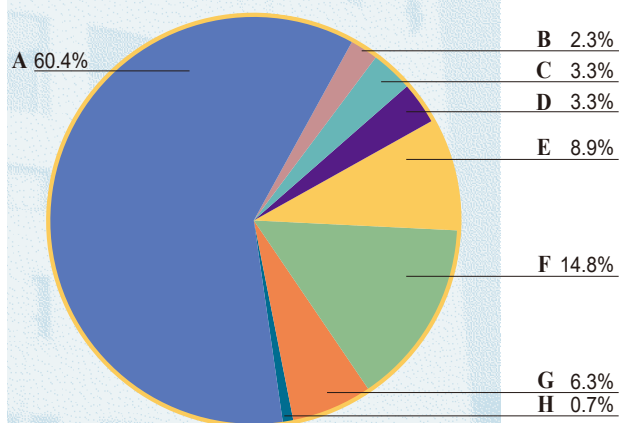
- A 2,280.0 教學及科研
Teaching and Research
- B 86.8 圖書館
Library
- C 125.2 中央電腦設施
Central Computing Facilities
- D 128.0 其他教學服務
Other Academic Services
- E 337.9 管理及一般支出
Management and General
- F 583.8 校舍及有關開支
Premises and Related Expenses
- G 235.6 學生及一般教育服務
Students and General Education Services
- H 34.6 其他活動
Other Activities



收入 (以港幣百萬元計)

Income (Expressed in millions of Hong Kong Dollars)

A	1,916.2	政府撥款 Government Subventions
B	1,559.5	學費、課程及其他收費 Tuition, Programme and Other Fees
C	543.9	利息及淨投資收入 Interest and Net Investment Income
D	145.2	捐款及慈善捐贈 Donations and Benefactions
E	238.7	雜項服務收入 Auxiliary Services Income
F	28.6	其他收入 Other Income



支出 (以港幣百萬元計)

Expenditure (Expressed in millions of Hong Kong Dollars)

A	2,276.7	教學及科研 Teaching and Research
B	86.8	圖書館 Library
C	125.2	中央電腦設施 Central Computing Facilities
D	126.0	其他教學服務 Other Academic Services
E	335.9	管理及一般支出 Management and General
F	557.5	校舍及有關開支 Premises and Related Expenses
G	235.6	學生及一般教育服務 Students and General Education Services
H	27.2	其他活動 Other Activities

司 庫 報 告

Treasurer's Report



概述

香港浸會大學(大學)是領先亞洲、立足世界，並以研究為主導的博雅大學，致力在教育、研究、知識轉移及社區服務取得卓越成就。

大學維持多元化且均衡的收入來源，包括學費、政府撥款、科研補助金、捐款和其他來源。大學權衡開支優先次序，審慎管理支出，同時恪守財政紀律及保持財務韌性。大學持續投資於校園基建、技術升級、教職員招聘與發展，打造世界一流的校園設施，培養出類拔萃的人才。

在2023-24財政年度，大學保持財務穩健，並大力投放資源推動未來發展。儘管香港的經濟環境充滿挑戰，大學憑藉堅實的財務基礎，具備有利條件，持續為學生和社會大眾提供優質教育課程及研究計劃。

Overview

As one of the top research-led liberal arts universities in Asia, Hong Kong Baptist University (the University) is committed to excellence in education, research, knowledge transfer, and community service.

The University's income streams remained diversified, with a balanced mix of tuition fees, government subventions, research grants, donations, and other sources. Expenditures are carefully managed to align with institutional priorities, whilst also maintaining financial discipline and resilience. The University continued to invest in campus infrastructure, technology upgrades, and faculty recruitment and development, ensuring world-class facilities and a talented community.

In the 2023-24 financial year, the University upheld its financial stability and deployed significant investments to bolster its future. Despite the challenging economic environment in Hong Kong, the University remains on solid financial footing, well-positioned to continue delivering high-quality education and research programmes to its students and the broader community.

整體營運業績及財務狀況

截至2024年6月30日止年度，大學團體的盈餘為5.47億元（2022-23年度：6.11億元），而大學的盈餘則為6.61億元（2022-23年度：5.11億元）。

收入

大學截至2024年6月30日止年度的總收入增加4.42億元至44.32億元（2022-23年度：39.90億元）。收入增加主要有賴多項關鍵因素。首先，大學的投資組合受惠於全球金融市場反彈和存款利率普遍上升，利息和淨投資收入增加2.15億元。其次，由於獲得的整體及補助撥款增加，政府撥款增長1.29億元。第三，各學術課程的學生入學率上升，尤其是自資課程，帶動學費、課程及其他收費增加7,615萬元。

支出

在2023-24財政年度，大學總支出為37.71億元（2022-23年度：34.79億元），較上年度增加2.92億元（8.4%）。職員薪酬佔總支出62%，增長8.4%或1.81億元至23.34億元（2022-23年度：21.53億元），主要由於薪酬趨勢調整，以及增聘職員以支持舉辦更多教學、研究及學生連繫活動。

Overall Operation Results and Financial Position

In the year ended 30 June 2024, the Group recorded a surplus of \$546.7 million (2022-23: \$611.0 million) whilst the University had a surplus of \$661.1 million (2022-23: \$511.0 million).

Income

The University's total income for the year ended 30 June 2024 increased by \$442.1 million, reaching \$4,432.0 million (2022-23: \$3,989.9 million). The increase was primarily attributed to several key factors. Firstly, there was a \$214.8 million rise in Interest and Net Investment Income as our investment portfolios benefited from the rebound in global financial markets and the general increase in the deposit rates. Secondly, Government Subventions grew by \$129.1 million driven by higher block grants and supplementary grants. Thirdly, Tuition, Programme and Other Fees increased by \$76.2 million mainly due to higher student enrolment, specifically from the self-financed programmes.

Expenditure

The University's total expenditure reached \$3,770.9 million in the 2023-24 financial year (2022-23: \$3,479.0 million), marking a \$291.9 million (8.4%) increase from the previous year. Total staff costs, which accounted for 62% of total expenditure, grew by 8.4% or \$180.7 million to \$2,334.0 million (2022-23: \$2,153.3 million) primarily driven by pay trend adjustments and additional staff to support the expanded teaching, research, and student engagement activities.

大學的教學、學習及科研成本增加1.96億元至26.14億元(2022-23年度：24.18億元)，增長主要由於員工薪酬趨勢調整、Talent 100+計劃招聘額外人手，以及隨著學生人數上升而需要提供更多的支援。此外，大學亦投放更多資源在科研項目，包括提高科研獎學金及添置相關設備。

同時，教學支援成本上升9,563萬元至11.56億元(2022-23年度：10.61億元)，這主要由於為學生提供更全面的支援及優化設施、增加獎學金，以及中醫醫院啟用前的籌備工作。

科研撥款及資助

除了經常補助金外，大學教育資助委員會(教資會)亦透過研究資助局(研資局)的多項資助計劃，提供特定撥款，以支付研究活動的基本基建開支。在2023-24年度，大學確認來自研資局的撥款8,272萬元(2022-23年度：7,578萬元)為收入。

大學亦透過教資會的科研配對補助金計劃獲得研究資金，並在年內確認2,573萬元(2022-23年度：1,473萬元)的科研配對補助金。

此外，大學多個專題研究項目亦獲得各界鼎力支持。在2023-24財政年度，來自私營機構及其他來源的研究項目資助或捐款總額為1.48億元(2022-23年度：1.35億元)。

The costs for Teaching, Learning and Research increased by \$196.3 million to \$2,614.7 million (2022-23: \$2,418.4 million). The growth is attributable to adjustments in staff pay trend, the recruitment of additional staff under the Talent 100+ initiative, and the support provided for the increasing student population. Additionally, more resources were allocated to support research projects, including increase in studentship and the acquisition of new equipment.

Meanwhile, the Institutional Support costs rose by \$95.6 million to \$1,156.2 million (2022-23: \$1,060.6 million). This rise was mainly for providing students with more comprehensive support and improved facilities, as well as enhanced scholarships and the pre-commissioning of the Chinese Medicine Hospital.

Research Grants and Funding

In addition to the recurrent grants, the University Grants Committee (UGC) also provides earmarked grants via the Research Grants Council (RGC) under various funding schemes to cover basic infrastructure for research activities. In 2023-24, the University recognised \$82.7 million (2022-23: \$75.8 million) as income from the RGC grants.

The University also received research funding through the UGC's Research Matching Grant Scheme (RMGS) and recognised \$25.7 million (2022-23: \$14.7 million) in RMGS grants during the year.

Moreover, the University garnered substantial support for specific research projects from different sectors. In the 2023-24 financial year, contributions from private sector and other sources amounted to \$147.5 million (2022-23: \$134.8 million) in the form of sponsorships or donations dedicated for research initiatives.

捐款及慈善捐贈

合共1.45億元(2022-23年度：1.13億元)捐款於全面收益表中確認為收入。其中523萬元(2022-23年度：353萬元)用於基建工程；1,304萬元(2022-23年度：927萬元)留本基金之捐贈；1,305萬元(2022-23年度：895萬元)用作獎學金、獎及助學金；以及1.14億元(2022-23年度：9,108萬元)用於其他用途。

本人謹此代表大學，向各位捐贈者表示衷心的感激和謝意，你們的捐贈有助大學得以實現其遠大的目標，加強對社會的正面影響。你們在獎學金、研究及校園發展方面的慷慨投資，更為推進大學的使命作出寶貴的貢獻。

投資

大學的投資包括(i)毋須用以應付大學短期營運現金流需要的長期基金；(ii)用以應付大學短期營運現金流需要的短期基金；及(iii)專門用以興建新的賽馬會創意校園宿舍部分的宿舍發展基金。

儘管面對全球經濟下行風險，如衰退憂慮、通脹持續高企，以及收緊貨幣政策等，大學的長期基金於截至2024年6月30日止年度錄得9.1%的穩健回報。所有資產類別，尤其是亞洲(日本除外)股票及全球股票投資組合，亦錄得正回報。

隨著賽馬會創意校園建設項目接近竣工，主要作為定期存款的宿舍發展基金，將於短期內全部用於撥付工程款項。自基金成立以來，宿舍發展基金的累計投資收益總額達1.89億元。

Donation and Benefactions

Donations totalling \$145.2 million (2022-23: \$112.8 million) were recorded as income in the Statement of Comprehensive Income. Of this, \$5.2 million (2022-23: \$3.5 million) was designated for capital projects; \$13.0 million (2022-23: \$9.3 million) for endowment; \$13.1 million (2022-23: \$8.9 million) for scholarships, prizes and bursaries; and \$113.9 million (2022-23: \$91.1 million) for various other purposes.

On behalf of the University, I would like to express my heartfelt gratitude and appreciation to our donors, whose contributions have been instrumental in enabling the University to pursue its ambitious goals and enhance its positive impact on society. Their philanthropic investments in scholarships, research, and campus development have been invaluable in advancing the University's mission.

Investments

The University's investment funds consist of (i) Long-term Fund (LTF) which supports the University's financial needs beyond its short-term operational cashflow needs; (ii) Short-term Fund (STF) for meeting the University's short-term operational cashflow needs; and (iii) Hostel Development Fund (HDF) designated for the construction of the hostel portion of the new Jockey Club Campus of Creativity (JC³).

Despite facing global economic headwinds, such as recessionary concerns, persistent inflation, and restrictive monetary policies, the University's LTF had delivered a solid return of 9.1% for the year ended 30 June 2024. Positive returns were recorded across all asset classes, particularly in the Asia (ex-Japan) equity and global equity portfolios.

As the construction project of the JC³ is approaching its completion, the HDF, primarily placed as term deposit, will soon be fully exhausted for payment. Since its inception, the HDF has realised a total cumulative investment gain of \$189 million.

基建工程

賽馬會創意校園將建設成為一個著重智能及可持續的教育基地，以嶄新的住宿與教學結合模式，為學生在大學裡締造多姿多彩的學術及住宿體驗。建設項目於2020年第二季動工，並計劃於2024年度第三季度分階段啟用。校園將包括佔地5,000平方米的賽馬會點子坊及教學空間，以及CARE舍堂村，配備先進的設施，將提供逾1,700個宿位。項目承蒙政府、大學和私人捐款支持，當中包括香港賽馬會慈善信託基金為此項目捐贈4.52億元。

大學銳意提升校園生活質素，為學生和員工創造充滿活力及加強連繫的空間。在2023-24年度，大學在主校園完成一系列的翻新、優化及提升工程，為學生和教職員提供豐富多元的地方，促進他們之間的互動交流及緊密協作。

展望未來，大學計劃啟動善衡校園重建方案，以擴大校園容納量，應付未來數年學生入學人數的預期增長，並提高空間利用效率。與此同時，大學正在推進數碼轉型項目及其他舉措。

Capital Projects

The construction of the JC³ started in the second quarter of 2020 and is scheduled to open in phases from the third quarter of 2024, emphasising a smart and sustainable campus. The JC³ is designed to enrich academic and residential life at the University with a novel residential education model. It features a 5,000 square metre Jockey Club Creative Hub and academic spaces, over 1,700 hostel places in Village CARE and cutting-edge facilities, the project is funded by the Government, the University and private donations including a substantial contribution of \$452 million from The Hong Kong Jockey Club Charities Trust.

The University is committed to enhancing campus life and creating more vibrant and engaging spaces for students and staff. In 2023-24, the University completed a range of renovation, improvement, and enhancement projects on the main campus to provide more dynamic areas to facilitate intimate interactions and collaborations between students and staff members.

Looking forward, the University plans to kick start the Ho Sin Hang Campus redevelopment project in order to expand its campus capacity to cope with the expected increase in student enrolment and to achieve greater space efficiency over the next few years. Concurrently, the University is advancing digital transformation efforts and other initiatives.

財政展望

整體而言，大學應對未來挑戰游刃有餘，將繼續實踐其在教育及研究方面追求卓越的使命。於過去多年建立的穩健財務基礎，有助大學開展各項策略計劃，建設未來。

儘管預期全球經濟狀況仍然充滿挑戰，大學有信心維持穩健的財務狀況，繼續大力投資於推動大學持續增長及發展。大學將繼續發掘新的收入來源，優化營運效率，強化投資能力，加強籌款活動，以支持大學實現長遠的可持續發展。

司庫
林子傑先生
2024年10月17日

Financial Outlook

Overall, the University is well-positioned to navigate the challenges ahead and continue delivering on its mission of providing excellence in education and research. The solid financial foundation built over the past years will be critical in supporting the University's strategic plans for the future.

Whilst global economic conditions are expected to remain challenging, the University is confident in its ability to maintain financial stability and continue investing in the growth and development of the institution. The University will continue to explore new revenue streams, optimise operational efficiencies, enhance our investment capabilities, and strengthen its fundraising efforts to ensure the long-term sustainability of the institution.

Mr. Kevin C.K. Liem
Treasurer
17 October 2024

獨 立 核 數 師 報 告 書

*Report of the
Independent Auditor*



獨立核數師報告 致香港浸會大學校董會

13

本核數師（簡稱「我們」）已審計列載於第18至121頁香港浸會大學（簡稱「大學」）與其附屬公司（統稱「大學團體」）的綜合財務報表，此綜合財務報表包括於2024年6月30日的綜合及大學財務狀況表，截至該日止年度的綜合及大學全面收益表、綜合及大學基金結餘轉變報表和綜合及大學現金流量表以及附註，其中包括重大會計政策及其他附註解釋資料。

我們認為，該等綜合財務報表已根據香港會計師公會頒布的《香港財務報告準則》真實而公平地反映大學及大學團體於2024年6月30日的財政狀況及截至該日止年度的財務表現和現金流量。

意見的基礎

我們已根據香港會計師公會頒布的《香港審計準則》進行審計。我們在該等準則下承擔的責任已在本報告「核數師就審計綜合財務報表承擔的責任」部分中作進一步闡述。根據香港會計師公會頒布的《專業會計師道德守則》（以下簡稱「守則」），我們獨立於大學團體，並已履行該等守則中的其他專業道德責任。我們相信，我們所獲得的審計憑證能充足及適當地為我們的審計意見提供基礎。

INDEPENDENT AUDITOR'S REPORT TO THE COUNCIL OF HONG KONG BAPTIST UNIVERSITY

We have audited the consolidated financial statements of Hong Kong Baptist University (“the University”) and its subsidiaries (together “the Group”) set out on pages 18 to 121, which comprise the consolidated and University Statements of Financial Position as at 30 June 2024, the consolidated and University Statements of Comprehensive Income, the consolidated and University Statements of Changes in Fund Balances and the consolidated and University Cash Flow Statements for the year then ended and notes, comprising material accounting policy information and other explanatory information.

In our opinion, the consolidated financial statements give a true and fair view of the financial position of the University and of the Group as at 30 June 2024 and of their financial performance and their cash flows for the year then ended in accordance with Hong Kong Financial Reporting Standards (“HKFRSs”) issued by the Hong Kong Institute of Certified Public Accountants (“HKICPA”).

Basis for opinion

We conducted our audit in accordance with Hong Kong Standards on Auditing (“HSAs”) issued by the HKICPA. Our responsibilities under those standards are further described in the *Auditor’s responsibilities for the audit of the consolidated financial statements* section of our report. We are independent of the Group in accordance with the HKICPA’s *Code of Ethics for Professional Accountants* (“the Code”) and we have fulfilled our other ethical responsibilities in accordance with the Code. We believe that the audit evidence we have obtained is sufficient and appropriate to provide a basis for our opinion.

綜合財務報表及其核數師報告以外的信息

校董會須對其他信息負責。其他信息包括刊載於財務報告內的全部信息，但不包括綜合財務報表及我們的核數師報告。

我們對綜合財務報表的意見並不涵蓋其他信息，我們亦不對該等其他信息發表任何形式的鑒證結論。

結合我們對綜合財務報表的審計，我們的責任是閱讀其他信息，在此過程中，考慮其他信息是否與綜合財務報表或我們在審計過程中所了解的情況存在重大抵觸或者似乎存在重大錯誤陳述的情況。

基於我們已執行的工作，如果我們認為其他信息存在重大錯誤陳述，我們需要報告該事實。在這方面，我們沒有任何報告。

校董會及管治層就綜合財務報表須承擔的責任

校董會須負責根據香港會計師公會頒布的《香港財務報告準則》編製綜合財務報表，以令綜合財務報表作出真實而公平的反映及落實其認為編製綜合財務報表所必要的內部控制，以使綜合財務報表不存在由於欺詐或錯誤而導致的重大錯誤陳述。

在擬備綜合財務報表時，校董會負責評估大學團體持續經營的能力，並在適用情況下披露與持續經營有關的事項，以及使用持續經營為會計基礎，除非校董會有意將大學團體清盤或停止經營，或別無其他實際的替代方案。

Information other than the consolidated financial statements and auditor's report thereon

The Council of the University is responsible for the other information. The other information comprises all the information included in the financial report, other than the consolidated financial statements and our auditor's report thereon.

Our opinion on the consolidated financial statements does not cover the other information and we do not express any form of assurance conclusion thereon.

In connection with our audit of the consolidated financial statements, our responsibility is to read the other information and, in doing so, consider whether the other information is materially inconsistent with the consolidated financial statements or our knowledge obtained in the audit or otherwise appears to be materially misstated.

If, based on the work we have performed, we conclude that there is a material misstatement of this other information, we are required to report that fact. We have nothing to report in this regard.

Responsibilities of the Council and those charged with governance for the consolidated financial statements

The Council of the University is responsible for the preparation of the consolidated financial statements that give a true and fair view in accordance with HKFRSs issued by the HKICPA and for such internal control as the Council determines is necessary to enable the preparation of consolidated financial statements that are free from material misstatement, whether due to fraud or error.

In preparing the consolidated financial statements, the Council of the University is responsible for assessing the Group's ability to continue as a going concern, disclosing, as applicable, matters related to going concern and using the going concern basis of accounting unless the Council of the University either intends to liquidate the Group or to cease operations, or has no realistic alternative but to do so.

審計委員會協助管治層履行監督大學團體的財務報告過程的責任。

核數師就審計綜合財務報表承擔的責任

我們的目標，是對綜合財務報表整體是否存在由於欺詐或錯誤而導致的重大錯誤陳述取得合理保證，並出具包括我們意見的核數師報告。我們是按照《香港浸會大學條例》(第1126章)第26條的規定，僅向整體校董會報告。除此以外，我們的報告書不可用作其他用途。我們概不就本報告書的內容，對任何其他人士負責或承擔法律責任。

合理保證是高水平的保證，但不能保證按照《香港審計準則》進行的審計，在某一重大錯誤陳述存在時總能發現。錯誤陳述可以由欺詐或錯誤引起，如果合理預期它們單獨或滙總起來可能影響綜合財務報表使用者依賴財務報表所作出的經濟決定，則有關的錯誤陳述可被視作重大。

在根據《香港審計準則》進行審計的過程中，我們運用了專業判斷，保持了專業懷疑態度。我們亦：

- 識別和評估由於欺詐或錯誤而導致綜合財務報表存在重大錯誤陳述的風險，設計及執行審計程序以應對這些風險，以及獲取充足和適當的審計憑證，作為我們意見的基礎。由於欺詐可能涉及串謀、偽造、蓄意遺漏、虛假陳述，或凌駕於內部控制之上，因此未能發現因欺詐而導致的重大錯誤陳述的風險高於未能發現因錯誤而導致的重大錯誤陳述的風險。

Those charged with governance are assisted by the Audit Committee in discharging their responsibilities for overseeing the Group's financial reporting process.

Auditor's responsibilities for the audit of the consolidated financial statements

Our objectives are to obtain reasonable assurance about whether the consolidated financial statements as a whole are free from material misstatement, whether due to fraud or error, and to issue an auditor's report that includes our opinion. This report is made solely to you, as a body, in accordance with section 26 of Hong Kong Baptist University Ordinance (Cap. 1126), and for no other purpose. We do not assume responsibility towards or accept liability to any other person for the contents of this report.

Reasonable assurance is a high level of assurance, but is not a guarantee that an audit conducted in accordance with HKSA's will always detect a material misstatement when it exists. Misstatements can arise from fraud or error and are considered material if, individually or in the aggregate, they could reasonably be expected to influence the economic decisions of users taken on the basis of these consolidated financial statements.

As part of an audit in accordance with HKSA's, we exercise professional judgement and maintain professional scepticism throughout the audit. We also:

- Identify and assess the risks of material misstatement of the consolidated financial statements, whether due to fraud or error, design and perform audit procedures responsive to those risks, and obtain audit evidence that is sufficient and appropriate to provide a basis for our opinion. The risk of not detecting a material misstatement resulting from fraud is higher than for one resulting from error, as fraud may involve collusion, forgery, intentional omissions, misrepresentations, or the override of internal control.

- 了解與審計相關的內部控制，以設計適當的審計程序，但目的並非對大學團體內部控制的有效性發表意見。
- 評價校董會所採用會計政策的恰當性及作出會計估計和相關披露的合理性。
- 對校董會採用持續經營會計基礎的恰當性作出結論。根據所獲取的審計憑證，確定是否存在與事項或情況有關的重大不確定性，從而可能導致對大學團體的持續經營能力產生重大疑慮。如果我們認為存在重大不確定性，則有必要在核數師報告中提請使用者注意綜合財務報表中的相關披露。假若有關的披露不足，則我們應當發表非無保留意見。我們的結論是基於核數師報告日止所取得的審計憑證。然而，未來事項或情況可能導致大學團體不能持續經營。
- 評價綜合財務報表的整體列報方式、結構和內容，包括披露，以及綜合財務報表是否中肯反映交易和事項。
- 就大學團體內實體或業務活動的財務信息獲取充足、適當的審計憑證，以便對綜合財務報表發表意見。我們負責大學團體審計的方向、監督和執行。我們為審計意見承擔全部責任。
- Obtain an understanding of internal control relevant to the audit in order to design audit procedures that are appropriate in the circumstances, but not for the purpose of expressing an opinion on the effectiveness of the Group's internal control.
- Evaluate the appropriateness of accounting policies used and the reasonableness of accounting estimates and related disclosures made by the Council.
- Conclude on the appropriateness of the Council's use of the going concern basis of accounting and, based on the audit evidence obtained, whether a material uncertainty exists related to events or conditions that may cast significant doubt on the Group's ability to continue as a going concern. If we conclude that a material uncertainty exists, we are required to draw attention in our auditor's report to the related disclosures in the consolidated financial statements or, if such disclosures are inadequate, to modify our opinion. Our conclusions are based on the audit evidence obtained up to the date of our auditor's report. However, future events or conditions may cause the Group to cease to continue as a going concern.
- Evaluate the overall presentation, structure and content of the consolidated financial statements, including the disclosures, and whether the consolidated financial statements represent the underlying transactions and events in a manner that achieves fair presentation.
- Obtain sufficient appropriate audit evidence regarding the financial information of the entities or business activities within the Group to express an opinion on the consolidated financial statements. We are responsible for the direction, supervision and performance of the group audit. We remain solely responsible for our audit opinion.

除其他事項外，我們與審核委員會溝通了計劃的審計範圍、時間安排、重大審計發現等，包括我們在審計中識別出內部控制的任何重大缺陷。

我們還向審核委員會提交聲明，說明我們已符合有關獨立性的相關專業道德要求，並與他們溝通有可能合理地被認為會影響我們獨立性的所有關係和其他事項，以及在適用的情況下，消除對獨立性的威脅所採取的行動或防範措施。

畢馬威會計師事務所
執業會計師
香港中環
遮打道10號
太子大廈8樓
2024年10月17日

We communicate with the Audit Committee regarding, among other matters, the planned scope and timing of the audit and significant audit findings, including any significant deficiencies in internal control that we identify during our audit.

We also provide the Audit Committee with a statement that we have complied with relevant ethical requirements regarding independence and communicate with them all relationships and other matters that may reasonably be thought to bear on our independence and, where applicable, actions taken to eliminate threats or safeguards applied.

KPMG
Certified Public Accountants
8th Floor, Prince's Building
10 Chater Road
Central, Hong Kong
17 October 2024

財 務 報 表
Financial Statements

	頁數 Page
全面收益表 Statement of Comprehensive Income	19
財務狀況表 Statement of Financial Position	21
現金流量表 Cash Flow Statement	22
基金結餘轉變報表 Statement of Changes in Fund Balances	24
財務報表附註 Notes to the Financial Statements	26



截至 2024 年 6 月 30 日止年度全面收益表

Statement of Comprehensive Income for the year ended 30 June 2024

		附註 Note	綜合 Consolidated		大學 University	
			2024	2023	2024	2023
(以港幣千元計) (Expressed in thousands of Hong Kong dollars)						
收入	Income	9				
政府撥款	Government Subventions	2	1,929,548	1,806,183	1,916,170	1,787,107
學費、課程及其他收費	Tuition, Programme and Other Fees	3	1,559,481	1,483,329	1,559,481	1,483,329
利息及淨投資收入	Interest and Net Investment Income	4	544,227	329,313	543,896	329,140
捐款及慈善捐贈	Donations and Benefactions	5	147,291	114,832	145,174	112,821
雜項服務收入	Auxiliary Services Income	6	253,537	251,664	238,719	242,158
其他收入	Other Income	7	37,460	45,462	28,622	35,365
			4,471,544	4,030,783	4,432,062	3,989,920
支出	Expenditure	8, 9				
教學、學習及科研	Teaching, Learning and Research					
教學及科研	Teaching and Research		2,279,931	2,127,801	2,276,671	2,117,484
圖書館	Library		86,845	82,467	86,845	82,467
中央電腦設施	Central Computing Facilities		125,249	113,589	125,215	113,545
其他教學服務	Other Academic Services		127,980	101,307	125,985	104,871
教學支援	Institutional Support					
管理及一般支出	Management and General		337,859	308,865	335,925	306,740
校舍及有關開支	Premises and Related Expenses		583,815	542,810	557,512	517,462
學生及一般教育服務	Students and General Education Services		235,585	219,518	235,585	219,518
其他活動	Other Activities		34,641	23,622	27,192	16,864
			3,811,905	3,519,979	3,770,930	3,478,951
營運盈餘	Surplus from Operations		659,639	510,804	661,132	510,969
棄置聯營公司之虧損	Loss on Disposal of an Associate		–	(832)	–	–
應佔聯營公司之虧損	Share of Loss of an Associate		–	(597)	–	–
應佔合營機構之成果	Share of Results of Joint Ventures	15	3	101,631	–	–
投資合營機構減值虧損	Impairment Loss on Investment in a Joint Venture	15	(112,899)	–	–	–
			546,743	611,006	661,132	510,969
除稅前盈餘	Surplus before Taxation		546,743	611,006	661,132	510,969
所得稅	Income Tax	32(a)	–	–	–	–
本年度盈餘	Surplus for the Year		546,743	611,006	661,132	510,969
歸屬於：	Attributable to:					
大學	The University		547,446	612,465	661,132	510,969
非控股權益	Non-controlling Interests		(703)	(1,459)	–	–
			546,743	611,006	661,132	510,969
本年度盈餘	Surplus for the Year		546,743	611,006	661,132	510,969
本年度其他全面虧損	Other Comprehensive Loss for the Year					
其後可能重新分類至盈餘或虧損的項目：	Items that may be Reclassified Subsequently to Surplus or Deficit:					
換算境外合營機構財務報表之匯兌差額	Exchange Differences on Translation of Financial Statements of a Joint Venture outside Hong Kong	15	(3,000)	(33,942)	–	–
換算境外附屬公司財務報表之匯兌差額	Exchange Differences on Translation of Financial Statements of Subsidiaries outside Hong Kong		(140)	(2,064)	–	–
本年度全面收益總額	Total Comprehensive Income for the Year		543,603	575,000	661,132	510,969

截至 2024 年 6 月 30 日止年度全面收益表(續)
Statement of Comprehensive Income for the year ended 30 June 2024 (Cont'd)

		附註 Note	綜合 Consolidated		大學 University	
			2024	2023	2024	2023
(以港幣千元計) (Expressed in thousands of Hong Kong dollars)						
轉撥(自)/至:	Transfers (from)/to:					
一般及發展儲備基金	General and Development Reserve Fund	10	134,018	(25,898)	130,951	(28,621)
專用基金	Restricted Funds	11	137,485	260,649	253,408	193,874
其他基金	Other Funds	12	272,803	341,708	276,773	345,716
非控股權益	Non-controlling Interests		(703)	(1,459)	–	–
本年度全面收益總額	Total Comprehensive Income for the Year		543,603	575,000	661,132	510,969

列載於第26至121頁之附註為本財務報表之一部份。

The Notes set out on pages 26 to 121 form an integral part of the financial statements.

校董會於2024年10月17日核准並許可發出。

Approved and authorised for issue by the Council on 17 October 2024.

司庫
林子傑先生
Mr. Kevin C.K. Liem
Treasurer

校長
衛炳江教授
Prof. Alexander Ping-kong Wai
President & Vice-Chancellor

財務長
李國銘先生
Mr. Kok Ming Lee
Director of Finance



2024年6月30日財務狀況表
Statement of Financial Position as at 30 June 2024

		綜合 Consolidated		大學 University	
(以港幣千元計) (Expressed in thousands of Hong Kong dollars)		2024	2023	2024	2023
非流動資產	Non-Current Assets				
投資物業	Investment Properties	50	56	50	56
其他物業及器材	Other Properties and Equipment	4,737,010	4,156,595	4,705,740	4,108,764
		4,737,060	4,156,651	4,705,790	4,108,820
於合營機構之權益	Interests in Joint Ventures	341,268	457,164	146,042	146,042
投資	Investments	6,611	6,685	10,461	10,535
		5,084,939	4,620,500	4,862,293	4,265,397
流動資產	Current Assets				
投資	Investments	4,970,245	4,648,871	4,970,245	4,648,871
應收帳款、預付帳款 及按金	Accounts Receivable, Prepayments and Deposits	200,722	206,274	206,632	211,157
定期存款	Term Deposits	2,590,925	3,049,371	2,590,925	3,049,371
現金及等同現金	Cash and Cash Equivalents	655,819	407,549	610,408	359,921
		8,417,711	8,312,065	8,378,210	8,269,320
流動負債	Current Liabilities				
遞延收入	Deferred Income	1,597,983	1,643,708	1,585,513	1,628,742
合約負債	Contract Liabilities	344,619	321,625	344,619	321,625
租賃負債	Lease Liabilities	22,149	28,436	10,693	12,661
僱員福利撥備	Provision for Employee Benefits	209,675	174,206	209,509	173,928
應付帳款及應計項目	Accounts Payable and Accruals	567,642	704,996	561,082	697,752
政府貸款	Government Loans	6,156	–	6,156	–
		2,748,224	2,872,971	2,717,572	2,834,708
流動資產淨值	Net Current Assets	5,669,487	5,439,094	5,660,638	5,434,612
資產總值減流動負債	Total Assets less Current Liabilities	10,754,426	10,059,594	10,522,931	9,700,009
非流動負債	Non-Current Liabilities				
應付帳款及應計項目	Accounts Payables and Accruals	71,679	26,589	71,679	26,589
僱員福利撥備	Provision for Employee Benefits	114,297	118,869	114,205	118,809
租賃負債	Lease Liabilities	6,106	26,543	3,811	14,034
政府貸款	Government Loans	101,775	105,411	101,775	105,411
遞延基建撥款	Deferred Capital Funds	3,448,943	2,850,443	3,448,295	2,849,416
遞延收入	Deferred Income	192,447	656,163	192,447	656,163
		3,935,247	3,784,018	3,932,212	3,770,422
資產淨值	NET ASSETS	6,819,179	6,275,576	6,590,719	5,929,587
一般及發展儲備基金	General and Development Reserve Fund	414,294	275,734	395,403	259,910
專用基金	Restricted Funds	3,997,635	3,810,269	3,772,588	3,469,299
其他基金	Other Funds	2,399,029	2,180,649	2,422,728	2,200,378
歸屬於大學的基金	FUNDS ATTRIBUTABLE TO THE UNIVERSITY	6,810,958	6,266,652	6,590,719	5,929,587
非控股權益	Non-controlling Interests	8,221	8,924	–	–
基金總值	TOTAL FUNDS	6,819,179	6,275,576	6,590,719	5,929,587

列載於第26至121頁之附註為本財務報表之一部份。

The Notes set out on pages 26 to 121 form an integral part of the financial statements.



截至 2024 年 6 月 30 日止年度現金流量表
Cash Flow Statement for the year ended 30 June 2024

		綜合 Consolidated		大學 University	
(以港幣千元計) (Expressed in thousands of Hong Kong dollars)		2024	2023	2024	2023
營運活動	Operating Activities				
除稅前盈餘	Surplus before Taxation	546,743	611,006	661,132	510,969
調整項目：	Adjustments for:				
利息收入	Interest Income	4 (117,025)	(82,655)	4 (116,854)	(82,482)
股息收入	Dividend Income	4 (64)	(66)	4 (64)	(66)
折舊	Depreciation	8 365,896	305,550	8 347,357	287,575
其他投資收入	Other Investment Income	4 (177)	(15)	4 (17)	(15)
已付租賃租金的 利息支出	Interest Expenses on Lease Liabilities	1,944	2,394	1,228	1,692
貸款利息支出	Interest Expenses of loans	2,520	2,499	2,520	2,499
出售其他物業及 器材之虧損	Loss on Disposal of Other Properties and Equipment	25,566	269	25,566	269
投資之實現及未實現 淨收益	Net Realised and Unrealised Gains on Investments	4 (426,961)	(246,577)	4 (426,961)	(246,577)
租賃修訂之收益	Gain on Lease Modification	-	(3,863)	-	(3,863)
由遞延基建撥款之 轉撥	Transfer from Deferred Capital Funds	27 (249,667)	(197,051)	27 (249,108)	(196,364)
棄置聯營公司之虧損	Loss on Disposal of an Associate	-	832	-	-
投資合營機構減值虧損	Impairment Loss on Investment in a Joint Venture	15 112,899	-	15 -	-
應佔合營機構之成果	Share of Results of Joint Ventures	15 (3)	(101,631)	15 -	-
應佔聯營公司之虧損	Share of Loss of an Associate	-	597	-	-
外幣匯兌差額	Foreign Exchange Difference	(28)	(304)	-	-
營運資金變動前之 營運業績	Operating Results before Changes in Working Capital	261,643	290,985	244,799	273,637
應收帳款、預付帳款及 按金之減少／(增加)	Decrease/(Increase) in Accounts Receivable, Prepayments and Deposits	12,468	(7,647)	21,984	(4,035)
應付帳款及應計 項目之(減少)／增加	(Decrease)/Increase in Accounts Payable and Accruals	(102,835)	25,136	(102,151)	24,887
僱員福利撥備之 增加／(減少)	Increase/(Decrease) in Provision for Employee Benefits	30,897	(26,427)	30,977	(26,490)
合約負債之增加	Increase in Contract Liabilities	22,994	21,292	22,994	21,292
遞延收入之增加	Increase in Deferred Income	241,853	514,596	244,169	519,718
營運活動所得之現金	Cash Generated from Operating Activities	467,020	817,935	462,772	809,009
稅項	Tax Paid				
支付香港利得稅	Hong Kong Profits Tax Paid	-	-	-	-
營運活動所得之 淨現金	Net Cash Generated from Operating Activities	467,020	817,935	462,772	809,009

截至 2024 年 6 月 30 日止年度現金流量表(續)
Cash Flow Statement for the year ended 30 June 2024 (Cont'd)

		綜合 Consolidated		大學 University	
		2024	2023	2024	2023
(以港幣千元計) (Expressed in thousands of Hong Kong dollars)		附註 Note			
投資活動	Investing Activities				
已收利息	Interest Received	114,507	42,846	103,793	42,673
已收股息	Dividend Received	64	66	64	66
定期存款之減少/ (增加)	Decrease/(Increase) in Term Deposits	458,446	(704,590)	458,446	(704,590)
購買其他物業及 器材之款項	Payments for Acquisition of Other Properties and Equipment	(958,163)	(888,504)	(957,879)	(888,212)
出售/購買其他債券、 股票及投資基金之 淨現金流入	Net Cash Inflow from Sales/Purchases of Other Debt Securities, Equity Securities and Investment Funds	101,021	562,966	100,861	562,966
投資活動動用之淨現金	Net Cash Used in Investing Activities	(284,125)	(987,216)	(294,715)	(987,097)
融資活動	Financing Activities				
收取用作購買其他 物業及器材之撥款	Grants Received for Other Properties and Equipment Acquisition	96,873	51,881	96,873	51,881
已付租賃租金之 資本部份	Capital Element of Lease Rentals Paid	19(b) (29,554)	(23,388)	(13,215)	(8,194)
已付租賃租金之 利息部份	Interest Element of Lease Rentals Paid	19(b) (1,944)	(2,394)	(1,228)	(1,692)
償還銀行貸款	Repayments of Bank Loans and Interest	19(b) –	(3,323)	–	(3,323)
融資活動所得之 淨現金	Net Cash Generated from Financing Activities	65,375	22,776	82,430	38,672
現金及等同現金之 增加/(減少)	Net Increase/(Decrease) in Cash and Cash Equivalents	248,270	(146,505)	250,487	(139,416)
現金及等同現金之 年初結存	Cash and Cash Equivalents at the Beginning of the Year	407,549	554,054	359,921	499,337
現金及等同現金之 年終結存	Cash and Cash Equivalents at the End of the Year	19(a) 655,819	407,549	610,408	359,921

列載於第26至121頁之附註為本財務報表之一部份。

The Notes set out on pages 26 to 121 form an integral part of the financial statements.



截至 2024 年 6 月 30 日止年度基金結餘轉變報表
Statement of Changes in Fund Balances for the year ended 30 June 2024

		綜合 Consolidated				
		一般及發展 儲備基金 General and Development Reserve Fund	專用基金 Restricted Funds	其他基金 Other Funds	非控股 權益 Non- controlling Interests	總計 Total
(以港幣千元計) (Expressed in thousands of Hong Kong dollars)		(附註 10) (Note 10)	(附註 11) (Note 11)	(附註 12) (Note 12)		
2023年7月1日結餘	Balance as at 1 July 2023	275,734	3,810,269	2,180,649	8,924	6,275,576
轉撥自/(至) 全面收益表	Transfer from/(to) Statement of Comprehensive Income	134,018	140,625	272,803	(703)	546,743
換算境外合營機構 財務報表之 匯兌差額	Exchange Differences on Translation of Financial Statements of a Joint Venture outside Hong Kong	-	(3,000)	-	-	(3,000)
換算境外附屬公司 財務報表之 匯兌差額	Exchange Differences on Translation of Financial Statements of Subsidiaries outside Hong Kong	-	(140)	-	-	(140)
基金相互轉帳	Inter-Fund Transfer	4,542	49,881	(54,423)	-	-
2024年6月30日結餘	Balance as at 30 June 2024	414,294	3,997,635	2,399,029	8,221	6,819,179
2022年7月1日結餘	Balance as at 1 July 2022	277,772	3,561,394	1,851,027	10,383	5,700,576
轉撥自/(至) 全面收益表	Transfer from/(to) Statement of Comprehensive Income	(25,898)	296,655	341,708	(1,459)	611,006
換算境外合營機構 財務報表之 匯兌差額	Exchange Differences on Translation of Financial Statements of a Joint Venture outside Hong Kong	-	(33,942)	-	-	(33,942)
換算境外附屬公司 財務報表之 匯兌差額	Exchange Differences on Translation of Financial Statements of Subsidiaries outside Hong Kong	-	(2,064)	-	-	(2,064)
基金相互轉帳	Inter-Fund Transfer	23,860	(11,774)	(12,086)	-	-
2023年6月30日結餘	Balance as at 30 June 2023	275,734	3,810,269	2,180,649	8,924	6,275,576

截至 2024 年 6 月 30 日止年度基金結餘轉變報表(續)

Statement of Changes in Fund Balances for the year ended 30 June 2024 (Cont'd)

		大學 University			
		一般及發展 儲備基金 General and Development Reserve Fund	專用基金 Restricted Funds	其他基金 Other Funds	總計 Total
(以港幣千元計) (Expressed in thousands of Hong Kong dollars)		(附註 10) (Note 10)	(附註 11) (Note 11)	(附註 12) (Note 12)	
2023年7月1日結餘	Balance as at 1 July 2023	259,910	3,469,299	2,200,378	5,929,587
轉撥自 全面收益表	Transfer from Statement of Comprehensive Income	130,951	253,408	276,773	661,132
基金相互轉帳	Inter-Fund Transfer	4,542	49,881	(54,423)	–
2024年6月30日結餘	Balance as at 30 June 2024	395,403	3,772,588	2,422,728	6,590,719
2022年7月1日結餘	Balance as at 1 July 2022	264,671	3,287,199	1,866,748	5,418,618
轉撥自/(至) 全面收益表	Transfer from/(to) Statement of Comprehensive Income	(28,621)	193,874	345,716	510,969
基金相互轉帳	Inter-Fund Transfer	23,860	(11,774)	(12,086)	–
2023年6月30日結餘	Balance as at 30 June 2023	259,910	3,469,299	2,200,378	5,929,587

列載於第26至121頁之附註為本財務報表之一部份。

The Notes set out on pages 26 to 121 form an integral part of the financial statements.



1. 重大會計政策

(a) 合規聲明

上述財務報表均按照香港會計師公會頒布的所有適用之《香港財務報告準則》，包括個別《香港財務報告準則》，《香港會計準則》，詮釋中所列明的各項指引。上述財務報表同時符合香港之教育資助委員會（簡稱「教資會」）頒布的教資會資助院校的建議準則及教資會資助及非教資會資助活動的成本分攤指引（「成本分攤指引」）的規定而編製。以下是大學團體及大學所採納的各項重大會計政策。

香港會計師公會頒布了多項《香港財務報告準則》之修定本。這些準則在大學團體和大學當前的會計期間開始生效或可供提早採用。在與大學團體及大學有關的範圍內首次應用這些新訂和經修訂的準則所引致當前和以往會計期間的任何會計政策變動，已於本財務報表內反映，有關資料載列於附註1(c)。

1. Material Accounting Policies

(a) Statement of compliance

These financial statements have been prepared in accordance with all applicable Hong Kong Financial Reporting Standards (“HKFRSs”), which collective term includes all applicable individual Hong Kong Financial Reporting Standards, Hong Kong Accounting Standards (“HKASs”) and Interpretations issued by the Hong Kong Institute of Certified Public Accountants (“HKICPA”). These financial statements also comply with the applicable provisions of the Statement of Recommended Practice (“SORP”) for the UGC-funded institutions and the Cost Allocation Guidelines for UGC-funded and non-UGC-funded activities (“CAGs”) issued by the University Grants Committee (“UGC”). Material accounting policies adopted by the Group and the University are disclosed below.

The HKICPA has issued certain amendments to HKFRSs that are first effective or available for early adoption for the current accounting period of the Group and the University. Note 1(c) provides information on any changes in accounting policies resulting from initial application of these developments to the extent that they are relevant to the Group and the University for the current and prior accounting periods reflected in these financial statements.

(b) 編製財務報表之基礎

截至2024年6月30日止年度綜合財務報表包括大學及其附屬公司(統稱「大學團體」)及大學團體按列載於附註1(e)的基礎確認之應佔聯營公司及合營機構的權益。

在編製各財務報表時所採納的計量基礎為歷史成本，債券及股票投資例外(見附註1(f))。兩者按公允價值披露。

按《香港財務報告準則》的要求，管理層所作出判斷、估算和假設會影響會計政策及報告內資產和負債、及收入與支出之數值。這些估算和假設均建基於過去的經驗及各種合理元素，在沒有其他顯而易見資料顯示下成為判斷資產和負債的帳面價值的基礎。實際結果可能有別於此等估算。

管理層會持續地檢討這些估算和其背後的假設。如會計估算的修訂只會影響作出該等修訂的期間，則有關修訂將會於該期間修改；如影響當期及以後期間，則有關修訂會於當期及以後期間修改。

大學團體管理層在應用《香港財務報告準則》時作出對財務報表重要影響之判斷，以及估算之確定因素的主要來源的詳情於附註33討論。

(b) Basis of preparation of the financial statements

The consolidated financial statements for the year ended 30 June 2024 comprise the University and its subsidiaries (together referred to as the “Group”) and the Group’s interests in an associate and joint ventures on the basis set out in Note 1(e).

The measurement basis used in the preparation of the financial statements is the historical cost basis except investments in debt and equity securities (see Note 1(f)) that are stated at fair value.

The preparation of financial statements in conformity with HKFRSs requires management to make judgement, estimates and assumptions that affect the application of accounting policies and reported amounts of assets, liabilities, income and expenses. The estimates and associated assumptions are based on historical experience and various other factors that are believed to be reasonable under the circumstances, the results of which form the basis of making the judgement about carrying values of assets and liabilities that are not readily apparent from other sources. Actual results may differ from these estimates.

The estimates and underlying assumptions are reviewed on an ongoing basis. Revisions to accounting estimates are recognised in the period in which the estimate is revised if the revision affects only that period, or in the period of the revision and future periods if the revision affects both current and future periods.

Judgements made by management in the application of HKFRSs that have significant effect on the financial statements and major sources of estimation uncertainty are discussed in Note 33.

(c) 會計政策變動**(i) 新訂及經修訂香港財務報告準則**

本大學團體於本會計期間財務報表應用香港會計師公會頒布的下列香港財務報告準則之修訂本：

- 香港財務報告準則第17號：保險合約
- 香港會計準則第8號(會計政策，會計估算更改及錯誤更正)修訂：會計估算之定義
- 香港會計準則第1號(財務報表之呈列)及香港財務報告準則實務聲明第2項(作出重要性判斷)修訂：會計政策之披露
- 香港會計準則第12號(所得稅)修訂：單一交易所產生資產及負債有關之遞延稅項
- 香港會計準則第12號(所得稅)修訂：國際稅務改革－支柱二規則範本

該等準則及修訂對本財務報表並無重大影響。本大學團體並未應用任何在本會計期仍未生效的新訂準則或詮釋。

(c) Changes in accounting policies**(i) New and amended HKFRSs**

The Group has applied the following new and amended HKFRSs issued by the HKICPA to these financial statements for the current accounting period:

- HKFRS 17, *Insurance contracts*
- Amendments to HKAS 8, *Accounting policies, changes in accounting estimates and errors: Definition of accounting estimates*
- Amendments to HKAS 1, *Presentation of financial statements and HKFRS Practice Statement 2, Making materiality judgements: Disclosure of accounting policies*
- Amendments to HKAS 12, *Income taxes: Deferred tax related to assets and liabilities arising from a single transaction*
- Amendments to HKAS 12, *Income taxes: International tax reform – Pillar Two model rules*

The standard and the amendments do not have a material impact on these financial statements. The Group has not applied any new standard or interpretation that is not yet effective for the current accounting period.

- (ii) 香港會計師公會就取消強積金「長期服務金對沖」機制的會計影響發布新指引。

於2022年6月，香港特別行政區政府（「香港特區政府」或「政府」）刊憲《2022年僱傭及退休計劃法例（抵銷安排）（修訂）條例》（「《修訂條例》」），《修訂條例》將自2025年5月1日（「轉制日」）起生效。《修訂條例》生效後，僱主自轉制日起不得使用其於強制性公積金（「強積金」）計劃下的強制性供款所產生的任何累算權益，以減少僱員服務年數涉及的長期服務金（取消「對沖機制」）。此外，於轉制日前就服務年數涉及的長期服務金將按僱員緊接轉制日前的月薪及截至該日的服務年數計算。

於2023年7月，香港會計師公會發布「香港取消強制性公積金與長期服務金對沖機制的會計影響」，就有關對沖機制及取消該機制提供會計處理指引。值得注意的是，相關指引指出實體可將預期用於減少應付予僱員長期服務金的強積金供款所產生的累算權益，視為該僱員對長期服務金的供款而入帳。

然而，應用此法，當《修訂條例》於2022年6月制定後，不再允許應用《香港會計準則》第19號「僱員福利」第93(b)段中的實務便利應用，該實務便利應用先前允許將該等視作供款確認為在作出供款期間的服務成本扣減（負服務成本）；相反，該等視作供款應按與長期服務金福利總額相同之方式歸屬於服務期間。

- (ii) New HKICPA Guidance on the Accounting Implications of the Abolition of the MPF-LSP Offsetting Mechanism.

In June 2022, the Government of the Hong Kong Special Administrative Region (the “HKSAR Government” or “Government”) gazetted the Hong Kong Employment and Retirement Schemes Legislation (Offsetting Arrangement) (Amendment) Ordinance 2022 (the “Amendment Ordinance”), which will come into effect from 1 May 2025 (the “Transition Date”). Once the Amendment Ordinance takes effect, an employer can no longer use any of the accrued benefits derived from its mandatory contributions to mandatory provident fund (“MPF”) scheme to reduce the long service payment (“LSP”) in respect of an employee’s service from the Transition Date (the abolition of the “offsetting mechanism”). In addition, the LSP in respect of the service before the Transition Date will be calculated based on the employee’s monthly salary immediately before the Transition Date and the years of service up to that date.

In July 2023, the HKICPA published “Accounting implications of the abolition of the MPF-LSP offsetting mechanism in Hong Kong” that provides accounting guidance relating to the offsetting mechanism and the abolition of the mechanism. In particular, the guidance indicates that entities may account for the accrued benefits derived from mandatory MPF contributions that are expected to be used to reduce the LSP payable to an employee as deemed contributions by that employee towards the LSP.

However, applying this approach, upon the enactment of the Amendment Ordinance in June 2022, it is no longer permissible to apply the practical expedient in paragraph 93(b) of HKAS 19, Employee Benefits, that previously allowed such deemed contributions to be recognised as reduction of service cost (negative service cost) in the period the contributions were made; instead these deemed contributions should be attributed to periods of service in the same manner as the gross LSP benefit.

為了更準確地反映取消對沖機制的實質影響，大學團體已更改其與長期服務金負債相關的會計政策，並已採用上述香港會計師公會的指引。該項會計政策的變更對大學團體本年度及往年度的財務狀況及業績及／或於本綜合財務報表所載的披露內容並無實質影響。

(d) 附屬公司及非控股權益

附屬公司是指大學團體控制之實體。當大學團體對某實體有控制權，是指大學團體能夠或有權享有來自參與該實體業務之浮動回報，並能運用其權力以影響該等回報。在評估大學團體是否有控制權時，只以實質權利(大學團體及其他方所持有者)為考慮因素。

大學團體於附屬公司的投資自控制權開始日期起至結束日期為止，均在綜合財務報表中綜合計算。綜合體內部往來的餘額、交易和現金流量，以及於綜合體內部交易所產生的未實現收益，均在編製綜合財務報表時全數抵銷。於綜合體內部交易所產生的未實現虧損的抵銷方法與未實現收益相同，但抵銷額以沒有證據顯示已減值為限。附屬公司的投資是按成本減去減值虧損後在大學的財務狀況表中列示(見附註1(j))。

非控股權益指並非由大學直接或間接擁有之附屬公司權益，而本大學團體未有就此與該等權益持有人達成任何附加條款，致令本大學團體整體上對該等權益產生符合金融負債定義之合約責任。就各項業務組合而言，在計量非控股權益時，本大學團體可選擇按公允值計算或按非控股權益分佔附屬大學之可識別資產淨值予以計量。

To better reflect the substance of the abolition of the offsetting mechanism, the Group has changed its accounting policy in connection with its long service payment liability and has applied the above HKICPA guidance. This change in accounting policy has had no material impact on the Group's financial position and performance for the current and prior years and/or on the disclosures set out in these consolidated financial statements.

(d) Subsidiaries and non-controlling interests

Subsidiaries are entities controlled by the Group. The Group controls an entity when it is exposed, or has rights, to variable returns from its involvement with the entity and has the ability to affect those returns through its power over the entity. When assessing whether the Group has power, only substantive rights (held by the Group and other parties) are considered.

Investments in subsidiaries are consolidated into the consolidated financial statements from the date that control commences until the date that control ceases. Intra-group balances, transactions and cash flows and any unrealised profits arising from intra-group transactions are eliminated in full in preparing the consolidated financial statements. Unrealised losses resulting from intra-group transactions are eliminated in the same way as unrealised gains but only to the extent that there is no evidence of impairment. In the University's Statement of Financial Position, investments in subsidiaries are stated at cost less impairment losses (see Note 1(j)).

Non-controlling interests represent the equity in a subsidiary not attributable directly or indirectly to the University, and in respect of which the Group has not agreed any additional terms with the holders of those interests which would result in the Group as a whole having a contractual obligation in respect of those interests that meets the definition of a financial liability. For each business combination, the Group can elect to measure any non-controlling interests either at fair value or at the non-controlling interests' proportionate share of the subsidiary's net identifiable assets.

非控股權益會在綜合財務狀況表之基金總值項目中，與歸屬於大學的基金應佔的基金總值分開呈報。本大學團體業績內之非控股權益會在綜合收益表及綜合全面收益表中列作本大學非控股權益與本大學的基金應佔的基金總值之本年度損益總額及全面收益總額分配。

大學團體於附屬公司的權益變動，如不會引致失去控制權，則以股本交易入帳，綜合資金結餘內控股及非控股權益金額作相應調整，以反映相關權益變動，惟商譽不作調整，亦不確認損益。

(e) 聯營公司及合營機構

聯營公司是指大學團體或大學可以對其發揮重大影響力，但不是控制或聯合控制其管理層的實體；所謂發揮重大影響力包括參與其財務及經營決策。

合營機構是大學團體或大學與其合營方訂約分享控制權並享有相關淨資產的安排。

於聯營公司或合營機構之投資按權益法計入綜合財務報表。根據權益法，投資初始按成本入賬，並按本大學團體應佔投資對象於收購當日可識別資產淨值之公允值超逾投資成本之部分(如有)作出調整。投資成本包括購買價、收購投資直接應佔其他成本及任何構成本大學團體股本投資一部分之聯營公司或合營機構直接投資。

Non-controlling interests are presented in the consolidated Statement of Financial Position within the total fund, separately from the funds attributable to the University. Non-controlling interests in the results of the Group are presented on the face of the consolidated Statement of Comprehensive Income as an allocation of the total profit or loss and total comprehensive income for the year between non-controlling interests and the funds attributable to the University.

Changes in the Group's interests in a subsidiary that do not result in a loss of control are accounted for as equity transactions, whereby adjustments are made to the amounts of controlling and non-controlling interests within consolidated fund balances to reflect the change in relative interests, but no adjustments are made to goodwill and no gain or loss is recognised.

(e) Associate and joint ventures

An associate is an entity in which the Group or the University has significant influence, but not control or joint control, over its management, including participation in the financial and operating policy decisions.

A joint venture is an arrangement whereby the Group or University and other parties contractually agree to share control of the arrangement, and have rights to the net assets of the arrangement.

An investment in an associate or a joint venture is accounted for in the consolidated financial statements under the equity method. Under the equity method, the investment is initially recorded at cost, adjusted for any excess of the Group's share of the acquisition-date fair values of the investee's identifiable net assets over the cost of the investment (if any). The cost of the investment includes purchase price, other costs directly attributable to the acquisition of the investment, and any direct investment into the associate or joint venture that forms part of the Group's equity investment.

此後，該投資因應本大學團體於收購後應佔該投資對象資產淨值之變動及與投資有關之任何減值虧損（見附註1(j)）作出調整。在每一個報告日，大學團體會就投資有否客觀證據已減值進行評估。收購當日超出成本之任何部分、本大學團體於年內應佔該投資對象收購後之稅後業績以及任何減值虧損於綜合全面收益表確認，而本大學團體應佔該投資對象其他全面收益之收購後除稅後項目乃於綜合全面收益表內確認。

當本大學團體應佔聯營公司或合營機構虧損超逾其於該聯營公司或合營機構之權益，本大學團體之權益將削減至零，且不再確認其他虧損，惟倘本大學團體須承擔法定或推定責任，或代該投資對象付款則除外。就此而言，本大學團體之權益為按照權益法計算之投資賬面值，連同實質上構成本大學團體於該聯營公司或合營機構投資淨額一部分之任何其他長期權益。

大學團體與聯營公司或合營機構之間交易所產生的未實現損益，均按大學團體於該等公司所佔的權益比率抵銷；但假如未實現虧損顯示已轉讓資產出現減值，則這些未實現虧損會即時在綜合全面收益表內確認。

Thereafter, the investment is adjusted for the post acquisition change in the Group's share of the investee's net assets and any impairment loss relating to the investment (see Note 1(j)). At each reporting date, the Group assesses whether there is any objective evidence that the investment is impaired. Any acquisition-date excess over cost, the Group's share of the post-acquisition, post-tax results of the investees and any impairment loss for the year are recognised in the consolidated Statement of Comprehensive Income, whereas the Group's share of the post-acquisition post-tax items of the investees' other comprehensive income is recognised in the consolidated Statement of Comprehensive Income.

When the Group's share of losses exceeds its interest in the associate or the joint venture, the Group's interest is reduced to nil and recognition of further losses is discontinued except to the extent that the Group has incurred legal or constructive obligations or made payments on behalf of the investee. For this purpose, the Group's interest is the carrying amount of the investment under the equity method, together with any other long-term interests that in substance form part of the Group's net investment in the associate or the joint venture.

Unrealised profits and losses resulting from transactions between the Group and its associate or joint ventures are eliminated to the extent of the Group's interest in the investee, except where unrealised losses provide evidence of an impairment of the asset transferred, in which case they are recognised immediately in the consolidated Statement of Comprehensive Income.

倘本大學團體不再對聯營公司具影響力或合營機構有共同控制權，則入賬為出售於該投資對象全部權益，而所產生盈虧將於損益確認。任何在失去共同控制權當日仍保留在該前投資對象之權益按公允價值確認，而此金額被視為初步確認金融資產之公允價值。

對聯營公司或合營機構的投資是按成本減去減值虧損後在大學的財務狀況表中列示(見附註1(j))。

(f) 債券及股票投資

大學團體有關債券及股票投資(於附屬公司、聯營公司和合營機構的投資除外)的政策載列如下：

債券及股票投資於大學團體承諾購買／出售該項投資當日予以確認／終止確認。該等投資初始以公允價值加上直接應佔交易成本列帳，惟以公允價值計量且其變動計入損益計量且交易成本直接於損益中確認的投資除外。有關大學團體如何釐定金融工具公允價值的闡釋，見附註28(f)。該等投資其後按其所屬分類以下列方式入帳。

When the Group ceases to have significant influence over an associate or joint control over a joint venture, it is accounted for as a disposal of the entire interest in that investee, with a resulting gain or loss being recognised in profit or loss. Any interest retained in that former investee at the date when joint control is lost is recognised at fair value and this amount is regarded as the fair value on initial recognition of a financial asset.

In the University's Statement of Financial Position, investments in an associate and joint ventures are stated at cost less impairment losses (see Note 1(j)).

(f) Investments in debt and equity securities

The Group's policies for investments in debt and equity securities, other than investments in subsidiaries, associates and joint ventures, are set out below:

Investments in debt and equity securities are recognised/derecognised on the date the Group commits to purchase/sell the investment. The investments are initially stated at fair value plus directly attributable transaction costs, except for those investments measured at fair value through profit or loss ("FVPL") for which transaction costs are recognised directly in profit or loss. For an explanation of how the Group determines fair value of financial instruments, see Note 28(f). These investments are subsequently accounted for as follows, depending on their classification.

(i) 證券投資以外的投資

大學團體持有的非證券投資分為以下計量類別：

- 如果投資是為了收取僅代表本金和利息的合約現金流而持有的，則以攤銷成本計量。投資的利息收入採用實際利率法計算(見附註1(u))。
- 如果投資不符合按攤銷成本或透過其他全面收益按公允價值計量(轉回)，則以透過損益按公允價值計量。投資的公允價值變動(包括利息)在損益中確認。

(i) Investments other than equity investments

Non-equity investments held by the Group are classified into one of the following measurement categories:

- Amortised cost, if the investment is held for the collection of contractual cash flows which represent solely payments of principal and interest. Interest income from the investment is calculated using the effective interest method (see Note 1(u)).
- FVPL if the investment does not meet the criteria for being measured at amortised cost or fair value through other comprehensive income (“FVOCI”) (recycling). Changes in the fair value of the investment (including interest) are recognised in surplus or deficit.

(ii) 權益投資

權益投資被劃歸為以公允價值計量且其變動計入損益，除非該項權益投資並非為交易目的而持有，且於該項投資初始確認時，大學團體選擇指定該項投資以公允價值計量且其變動計入其他全面收益（不可轉回損益），因此其後的公允價值變動於其他全面收益中確認。此項選擇乃基於逐項工具作出，但僅當該項投資符合發行人認可的權益定義時方可進行。權益證券投資的股息，無論是劃歸為以公允價值計量且其變動計入損益或以公允價值計量且其變動計入其他全面收益，均按照所載政策於損益中確認為其他收益（見附註1(u)）。

(g) 投資物業

投資物業指土地及／或樓宇用作賺取租金收入及／或資本增值，此等物業可以直接擁有或只持有租賃權益（見附註1(i)）。

投資物業以成本值扣除累積折舊和減值虧損列帳於財務狀況表（見附註1(j)）。投資物業被棄用或出售時所產生的任何損益是按照其賬面值與淨出售收入所得的差額計算，並會於被棄用或出售之日在全面收益表中確認。投資物業賺取的租金入帳方法詳列於附註1(u)(v)。

(ii) Equity investments

An investment in equity securities is classified as FVPL unless the equity investment is not held for trading purposes and on initial recognition of the investment the Group makes an irrevocable election to designate the investment at FVOCI (non-recycling) such that subsequent changes in fair value are recognised in other comprehensive income. Such elections are made on an instrument-by-instrument basis, but may only be made if the investment meets the definition of equity from the issuer's perspective. Dividends from an investment in equity securities, irrespective of whether they are classified as FVPL or FVOCI, are recognised in surplus or deficit as other income in accordance with the policy set out in (see Note 1(u)).

(g) Investment properties

Investment properties are land and/or buildings which are owned or held under a leasehold interest (see Note 1(i)) to earn rental income and/or for capital appreciation.

Investment properties are stated in the Statement of Financial Position at cost less accumulated depreciation and impairment losses (see Note 1(j)). Gains or losses arising from the retirement or disposal of an investment property are determined as the differences between the net disposal proceeds and the carrying amount of the investment property and are recognised in the Statement of Comprehensive Income on the date of retirement or disposal. Rental income from investment properties is accounted for as described in Note 1(u)(v).

投資物業的折舊額乃根據其成本扣除估計的殘餘價值，再根據估計的可用年期，用直線折舊方法計算。投資物業的估計可用年期與附註1(h)中之樓宇類相同。

(h) 其他物業及器材

其他物業及器材包括，大學團體並非為物業權益登記持有人的租賃衍生的使用權資產，以成本值扣除累積折舊和減值虧損(見附註1(j))列帳於財務狀況表內。

自建物業及器材成本包括物料成本、直接人工，及拆卸與搬運有關項目和項目所在場地的最初估算清理費用。

當物業及器材被棄用或出售時所產生的損益，即其帳面值與淨出售收入所得的差額，並會於被棄用或出售之日在全面收益表中確認。

Depreciation is calculated to write off the cost of investment properties, less their estimated residual values, if any, using the straight line method over their estimated useful lives. Estimated useful lives for investment properties are the same as those for buildings as shown in Note 1(h).

(h) Other properties and equipment

Other properties and equipment, including right-of-use assets arising from leases over leasehold properties where the Group is not the registered owner of the property interest, are stated in the Statement of Financial Position at cost less accumulated depreciation and impairment losses (see Note 1(j)).

The cost of self-constructed items of properties and equipment includes the costs of materials, direct labour, the initial estimate, where relevant, of the costs of dismantling and removing the item and restoring the site on which they are located.

Gains or losses arising from the retirement or disposal of an item of properties and equipment are determined as the difference between the net disposal proceeds and the carrying amount of the item and are recognised in the Statement of Comprehensive Income on the date of retirement or disposal.

物業及器材的折舊額乃根據其成本扣除估計的殘餘價值，用直線折舊方法計算。各物業及器材的可用期如下：

Depreciation is calculated to write off the cost of items of properties and equipment, less their estimated residual value, if any, using the straight line method over their estimated useful lives as follows:

		年/Years
土地及樓宇	Land and Buildings	50年或餘下的租賃期，取其短者。 The shorter of 50 years and the unexpired term of lease.
租賃以自用其他物業	Other Properties leased for own use	未屆滿租期 The unexpired term of lease
樓宇輔助系統及器材	Building Service Systems and Equipment	20
傢俱及裝置	Furniture and Fixtures	1-10
器材	Equipment	1-5
圖書館蒐集收藏	Library Collections	5-10

如個別物業及器材內不同部份有不同的可用期，其成本會以合理方法攤分給各部份，用以計算其不同的折舊額。每年大學團體都會審視各固定資產的可用年期和殘餘價值。

Where parts of an item of properties and equipment have different useful lives, the cost of the item is allocated on a reasonable basis between the parts and each part is depreciated separately. Both the useful life of the item and its residual value, if any, are reviewed annually.

供大學使用的政府資助租賃土地以1元列帳。

Leasehold land granted by the Government for usage by the University is recorded at a nominal amount of \$1.

在建工程指建造中的樓宇，以成本值扣除減值虧損列帳（見附註1(j)），但並無折舊減值；當工程完成後及可供使用時，會重新歸類到適當的物業及器材類別。

Construction in progress represents buildings under construction and is stated at cost less any impairment losses (see Note 1(j)), and is not depreciated. Construction in progress is reclassified to the appropriate category of properties and equipment when completed and ready for use.

(i) 租賃資產

大學團體於合約開始時評估合約是否屬於(或包含)租賃。倘合約為換取代價而轉移在一段時間內控制使用已識別資產之權利,則該合約屬於(或包含)租賃。倘客戶既有權主導已識別資產的用途以及從該用途中獲得絕大部份經濟利益,即屬擁有控制權。

(i) 作為承租人

大學團體於租賃開始日確認使用權資產及負債,惟租期為12個月或以下之短期租賃或低價值資產之租賃除外。與該等並未資本化之租賃相關之租賃款項於租期內有系統地確認為開支。

當租賃被資本化時,租賃負債按租期內應付租賃款項之現值初步確認,並使用租賃所隱含的利率貼現,或倘利率不可輕易釐定,則使用相關遞增借款利率貼現。於初步確認後,有關租賃負債以攤銷成本計量且利息支出使用實際利率法計算。

當租賃被資本化時,所確認使用權資產初步按成本計量,而使用權資產包括租賃負債之初始金額加於開始日或之前作出之任何租賃付款,以及任何產生之初始直接成本。在適用的情況下,使用權資產之成本亦包括拆除及移除相關資產,或恢復相關資產或所在地之成本估算,貼現至其現值,並扣減任何已收租賃優惠。其後按成本減累計折舊及減值虧損列值(見附註1(h)及1(j))。

(i) Leased assets

At inception of a contract, the Group assesses whether the contract is, or contains, a lease. A contract is, or contains, a lease if the contract conveys the right to control the use of an identified asset for a period of time in exchange for consideration. Control is conveyed where the customer has both the right to direct the use of the identified asset and to obtain substantially all of the economic benefits from that use.

(i) As a Lessee

At the lease commencement date, the Group recognises a right-of-use asset and a lease liability, except for short-term leases that have a lease term of 12 months or less and leases of low-value assets. The lease payments associated with those leases which are not capitalised are recognised as an expense on a systematic basis over the lease term.

Where the lease is capitalised, the lease liability is initially recognised at the present value of the lease payments payable over the lease term, discounted using the interest rate implicit in the lease or, if that rate cannot be readily determined, using a relevant incremental borrowing rate. After initial recognition, the lease liability is measured at amortised cost and interest expense is calculated using the effective interest method.

The right-of-use asset recognised when a lease is capitalised is initially measured at cost, which comprises the initial amount of the lease liability plus any lease payments made at or before the commencement date, and any initial direct costs incurred. Where applicable, the cost of the right-of-use assets also includes an estimate of costs to dismantle and remove the underlying asset or to restore the underlying asset or the site on which it is located, discounted to their present value, less any lease incentives received. The right-of-use asset is subsequently stated at cost less accumulated depreciation and impairment losses (see Notes 1(h) and 1(j)).

根據適用於按攤銷成本列賬的債務證券投資的會計政策，可退還租金按金的初始公平值與使用權資產分開入賬。按金的初始公平值與面值之間的任何差額入賬列作已付額外租賃付款，並計入使用權資產成本。

當指數或利率變動引致未來租賃付款變動，或大學團體預期根據剩餘價值擔保應付款項之估計金額發生變動，或當重新評估大學團體是否將合理確定行使購買、延期或終止選擇權而產生變動，則租賃負債將重新計量。當租賃負債按此方式重新計量，就使用權資產之賬面值作出相應調整，或倘使用權資產之賬面值減至零，則於損益入賬。

當租賃範圍發生變化或租賃合約原先並無規定的租賃代價發生變化（「租賃修改」），且未作為單獨的租賃入賬時，則亦對租賃負債進行重新計量。在此情況下，租賃負債根據修訂後的租賃付款和租賃期限，使用修訂後的貼現率在修訂生效日重新計量。

於綜合財務狀況表內，長期租賃負債的即期部分，是按照結算日後十二個月內到期的合約付款折讓成現值確認。

(ii) 作為出租人

倘大學團體作為出租人，其於租賃開始時釐定各租賃為融資租賃或經營租賃。倘相關資產所有權絕大部分之風險及回報轉移至承租人，租賃分類為融資租賃。倘並無出現有關情況，租賃分類則為經營租賃。

經營租賃之租賃收入根據附註1(u)(v)確認。

The initial fair value of refundable rental deposits is accounted for separately from the right-of-use assets in accordance with the accounting policy applicable to investments in debt securities carried at amortised costs. Any difference between the initial fair value and the nominal value of the deposits is accounted for as additional lease payments made and is included in the cost of right-of-use assets.

The lease liability is remeasured when there is a change in future lease payments arising from a change in an index or rate, or there is a change in the Group's estimate of the amount expected to be payable under a residual value guarantee, or there is a change arising from the reassessment of whether the Group will be reasonably certain to exercise a purchase, extension or termination option. When the lease liability is remeasured in this way, a corresponding adjustment is made to the carrying amount of the right-of-use asset, or is recorded in profit or loss if the carrying amount of the right-of-use asset has been reduced to zero.

The lease liability is also remeasured when there is a change in the scope of a lease or the consideration for a lease that is not originally provided for in the lease contract ("lease modification") that is not accounted for as a separate lease. In this case the lease liability is remeasured based on the revised lease payments and lease term using a revised discount rate at the effective date of the modification.

In the Consolidated Statement of Financial Position, the current portion of long-term lease liabilities is determined as the present value of contractual payments that are due to be settled within twelve months after the reporting period.

(ii) As a lessor

When the Group acts as a lessor, it determines at lease inception whether each lease is a finance lease or an operating lease. A lease is classified as a finance lease if it transfers substantially all the risks and rewards incidental to the ownership of an underlying assets to the lessee. If this is not the case, the lease is classified as an operating lease.

The rental income from operating leases is recognised in accordance with Note 1(u)(v).

(j) 信用虧損及資產減值

- (i) 金融工具、應收帳款及租賃應收款的信用虧損

對於大學團體的應收帳款，租賃應收款及現金及等同現金，大學團體確認預期信用虧損「預期信用虧損」的虧損撥備是以相等於整個生命週期內預期信用虧損的金額計量（即在預期信用虧損模型適用項目的預計年內所有可能違約事件產生的虧損）。對於大學團體其他以攤銷成本計量的財務工具，虧損撥備以等同於12個月預期信用虧損的金額計量（即報告日後12個月內可能由違約事件產生的預期虧損）。除非財務工具的信用風險自初始確認後大幅增加，虧損撥備為此則按等同於生命週期的金額計量。

按公允值計量的財務資產，包括債券、股票投資、投資基金，以透過損益按公允計量的衍生財務資產，均不須進行預期信貸虧損評估。

(1) 計量預期信用虧損

預期信用虧損為信用虧損的概率加權估計。信用虧損按所有預期現金差額（即根據合約應付大學團體的現金流量與大學團體預期收到的現金流量之間的差額）的現值計量。

估計預期信貸虧損時所考慮的最長期限是大學團體面臨信用風險的最長合同期。

在計量預期信貸虧損時，大學團體會考慮不需要過多的成本或困難而獲得的合理且具支持作用的信息。這包括有關過去事件、當前狀況及未來經濟狀況的預測的信息。

(j) Credit losses and impairment of assets

- (i) Credit losses from financial instruments, accounts receivables and lease receivables

For the Group's accounts receivables, lease receivables and cash and cash equivalents, the Group recognises a loss allowance for expected credit losses ("ECLs") which is measured at an amount equal to lifetime ECLs (which are the losses that are expected to result from all possible default events over the expected lives of the items to which the ECL model applies). For the Group's other financial assets measured at amortised cost, the loss allowance is measured at an amount equal to 12-month ECLs (which are losses that are expected to result from possible default events within the 12 months after the reporting date) unless there has been a significant increase in credit risk of the financial instrument since initial recognition, in which case the loss allowance is measured at an amount equal to lifetime ECLs.

Financial assets measured at fair value, including debt securities, equity investments, investment funds and derivative financial assets measured at FVPL are not subject to the ECL assessment.

(1) Measurement of ECLs

ECLs are a probability-weighted estimate of credit losses. Credit losses are measured as the present value of all expected cash shortfalls (i.e. the difference between the cash flows due to the Group in accordance with the contract and the cash flows that the Group expects to receive).

The maximum period considered when estimating ECLs is the maximum contractual period over which the Group is exposed to credit risk.

In measuring ECLs, the Group takes into account reasonable and supportable information that is available without undue cost or effort. This includes information about past events, current conditions and forecasts of future economic conditions.

(2) 信用風險大幅增加

於評估一項金融工具的信貸風險自初始確認以來是否顯著上升時，大學團體會對於報告日期所評估金融工具發生違約的風險與於初始確認日期所評估金融工具發生違約的風險進行比較。於作出該項重新評估時，大學團體認為，(i) 於倘大學團體不採取變現抵押（如持有任何抵押）等行動進行追索，則借款人不大可能向大學團體悉數償還其信貸義務時，或(ii) 財務資產已逾期90天，即表示發生違約事件。大學團體會考慮合理可靠的量化及質化資料，包括過往經驗及無需付出過多成本或努力即可獲得的前瞻性資料。

具體而言，於評估信貸風險自初始確認以來是否顯著上升時，大學團體會考慮以下資料：

- 未能於本金或利息的合約到期日期作出有關付款；
- 金融工具外部或內部信貸評級（如有）的實際或預期顯著惡化；
- 負債人經營業績的實際或預期顯著惡化；及
- 技術、市場、經濟或法律環境的當前或預期變動對負債人向大學團體履行義務的能力有重大不利影響。

(2) Significant increases in credit risk

In assessing whether the credit risk of a financial instrument has increased significantly since initial recognition, the Group compares the risk of default occurring on the financial instrument assessed at the reporting date with that assessed at the date of initial recognition. In making this reassessment, the Group considers that a default event occurs when (i) the borrower is unlikely to pay its credit obligations to the Group in full, without recourse by the Group to actions such as realising security (if any is held); or (ii) the financial asset is 90 days past due. The Group considers both quantitative and qualitative information that is reasonable and supportable, including historical experience and forward-looking information that is available without undue cost or effort.

In particular, the following information is taken into account when assessing whether credit risk has increased significantly since initial recognition:

- failure to make payments of principal or interest on their contractually due dates;
- an actual or expected significant deterioration in a financial instrument's external or internal credit rating (if available);
- an actual or expected significant deterioration in the operating results of the debtor; and
- existing or forecast changes in the technological, market, economic or legal environment that have a significant adverse effect on the debtor's ability to meet its obligation to the Group.

根據金融工具的性质，對信用風險顯著增加的評估是按個別基礎或集體基礎進行。當評估以集體基礎進行時，金融工具根據類同的信貸風險特徵，例如逾期狀況和信用風險評級等進行分組。

預期信用虧損於各報告日進行重新計量，以反映自初始確認後財務工具信用風險的變化情況。預期信用虧損金額的任何變化於損益中確認為減值收益或虧損。大學團體確認所有財務工具的減值收益或虧損，並透過虧損撥備帳對其帳面金額進行相應調整。

於各報告日期，大學團體會評估金融資產是否出現信貸減值。當發生一項或多項對金融資產估計未來現金流量有不利影響的事件時，即表示金融資產出現信貸減值。

以下可觀察事件可證明金融資產出現信貸減值：

- 負債人面對重大財務困難；
- 違約，例如拖欠或過期事件；
- 借款人可能破產或進行其他財務重組；
- 技術、市場、經濟或法律環境出現重大變動，對負債人有不利影響；或
- 某證券因發行人面臨財務困難而失去活躍市場。

Depending on the nature of the financial instruments, the assessment of a significant increase in credit risk is performed on either an individual basis or a collective basis. When the assessment is performed on a collective basis, the financial instruments are grouped based on shared credit risk characteristics, such as past due status and credit risk ratings.

ECLs are remeasured at each reporting date to reflect changes in the financial instrument's credit risk since initial recognition. Any change in the ECL amount is recognised as an impairment gain or loss in profit or loss. The Group recognises an impairment gain or loss for all financial instruments with a corresponding adjustment to their carrying amount through a loss allowance account.

At each reporting date, the Group assesses whether a financial asset is credit-impaired. A financial asset is credit-impaired when one or more events that have a detrimental impact on the estimated future cash flows of the financial asset have occurred.

Evidence that a financial asset is credit-impaired includes the following observable events:

- significant financial difficulties of the debtor;
- a breach of contract, such as default or past due event;
- it becoming probable that the borrower will enter into bankruptcy or other financial reorganisation;
- significant changes in the technological, market, economic or legal environment that have an adverse effect on the debtor; or
- the disappearance of an active market for a security because of financial difficulties of the issuer.

(3) 撇銷政策

在沒有實際可收回的前景下，金融資產的帳面總值（部分或全部）會被撇銷。這種情況通常會發生在大學團體確定債務人並無資產或可產生足夠現金流量的收入來源，以償還撇銷金額。

先前已撇銷的資產的後續回收在收回期間確認為收支帳項內的減值撥回。

(ii) 其他資產減值

大學團體會於各年結算日審閱內部和外部的有關資訊，以確定下列各類資產有否出現減值虧損跡象，或以往確認之減值虧損是否不復存在或已經減少：

- 投資物業；
- 其他物業及器材，包括使用權資產；及
- 財務狀況表中於附屬公司、聯營公司及合營機構之投資。

倘若發現資產有上述任何跡象，即會對有關資產之可收回金額作評估。

(3) Write-off policy

The gross carrying amount of a financial asset is written off (either partially or in full) to the extent that there is no realistic prospect of recovery. This is generally the case when the Group determines that the debtor does not have assets or sources of income that could generate sufficient cash flows to repay the amounts subject to the write-off.

Subsequent recoveries of an asset that was previously written off are recognised as a reversal of impairment in Statement of Comprehensive Income in the period in which the recovery occurs.

(ii) Impairment of other assets

Internal and external sources of information are reviewed at each reporting date to identify indications that the following assets may be impaired or an impairment loss previously recognised no longer exists or may have decreased:

- investment properties;
- other properties and equipment, including right-of-use assets; and
- investments in subsidiaries, associate and joint ventures in the Statement of Financial Position.

If any such indication exists, the asset's recoverable amount is estimated.

– 可收回金額的計算

資產之可收回金額乃取資產之公允價值減去出售成本價與使用價值兩者中較高之數額釐定。當評估使用價值時，會將估計其未來現金流量，用貼現率折為現值，採用的貼現率會反映現金的時間價值和該資產的相關風險。若個別資產基本上不會獨立於其他資產獨立地而產生現金流入，可收回金額的計算會基於能獨立產生現金流入的最小資產組合（即現金產生單位）。

– 減值虧損的確認

當此等資產或現金產生單位之帳面值高於可收回金額時，即會在全面收益表內確認其減值虧損。減值虧損會按比例減低有關資產或現金產生單位資產的帳面值；惟資產的帳面價值不會減至低於扣除可計量之出售成本的個別公允價值或可確定之使用價值。

– 減值虧損之回撥

倘若用以釐定可收回金額的估值因素發生有利變動，則資產減值虧損會被回撥。減值虧損之回撥將不會導致有關資產之價值超越其假如過往年度未有出現減值虧損而滾存的帳面值。減值虧損之回撥金額會於確認回撥的年度在全面收益表內入帳。

– Calculation of recoverable amount

The recoverable amount of an asset is the greater of its fair value less costs of disposal and value in use. In assessing value in use, the estimated future cash flows are discounted to their present values using a discount rate that reflects current market assessments of the time value of money and the risks specific to the asset. Where an asset does not generate cash inflows which are largely independent of those from other assets, the recoverable amount is determined for the smallest group of assets that generate cash inflows independently (i.e. a cash-generating unit).

– Recognition of impairment losses

An impairment loss is recognised in the Statement of Comprehensive Income if the carrying amount of an asset, or the cash-generating unit to which it belongs, exceeds its recoverable amount. Impairment losses are recognised to reduce the carrying amount of the asset or assets in the cash-generating unit on a pro rata basis, except that the carrying value of an asset will not be reduced below its individual fair value less costs of disposal (if measurable), or value in use (if determinable).

– Reversal of impairment losses

An impairment loss is reversed if there has been a favourable change in the estimates used to determine the recoverable amount of an asset. A reversal of an impairment loss is limited to the asset's carrying amount that would have been determined had no impairment loss been recognised in prior years. Reversals of impairment losses are credited to the Statement of Comprehensive Income in the year in which the reversals are recognised.

(k) 合約資產及合約負債

合約資產於大學團體，根據合約所載列的付款條款有權無條件獲取代價前確認收入時確認（見附註1(u)）。合約資產是根據附註1(j)(i)所載政策就預期信用虧損進行評估，並於收取代價的權利成為無條件時重新分類為應收款項（見附註1(l)）。

合約負債於大學團體確認相關收入前，於客戶支付不可退還之代價時確認（見附註1(u)）。倘大學團體在確認相關收入前擁有無條件收取代價的權利，則亦將確認合約負債。於該等情況，亦將確認相應的應收款項（見附註1(l)）。

合約包括重大融資成分時，合約結餘包括根據實際利率法計算的應計利息（見附註1(u)）。

(l) 應收帳款及其他應收款

應收帳款於大學團體擁有無條件收取代價的權利時予以確認。如果在收取該代價到期之前僅需要經過一段時間，則視為獲得該代價的權利是無條件的。若於大學團體獲得無條件收取代價的權利前確認收入，則該款項作為合約資產列報（參閱附註1(k)）。應收帳款採用實際利率法以攤銷成本減去信用虧損準備列帳（見附註1(j)(i)）。

(m) 現金及等同現金

現金及等同現金包括大學團體存於銀行及本身持有之現金、存於銀行及其他金融機構之活期存款，及購入不超過三個月到期的短期存款。現金及等同現金是根據附註1(j)(i)所載政策就預期信用虧損進行評估。

(k) Contract assets and contract liabilities

A contract asset is recognised when the Group recognise revenue (see Note 1(u)) before being unconditionally entitled to the consideration under the payment terms set out in the contract. Contract assets are assessed for ECL in accordance with the policy set out in Note 1(j)(i) and are reclassified to receivables when the right to the consideration has become unconditional (see Note 1(l)).

A contract liability is recognised when the customer pays consideration before the Group recognises the related revenue (see Note 1(u)). A contract liability would also be recognised if the Group has an unconditional right to receive consideration before the Group recognises the related revenue. In such cases, a corresponding receivable would also be recognised (see Note 1(l)).

When the contract includes a significant financing component, the contract balance includes interest accrued under the effective interest method (see Note 1(u)).

(l) Accounts and other receivables

A receivable is recognised when the Group has an unconditional right to receive consideration. A right to receive consideration is unconditional if only the passage of time is required before payment of that consideration is due. If revenue has been recognised before the Group has an unconditional right to receive consideration, the amount is presented as a contract asset (see Note 1(k)). Receivables are stated at amortised cost using the effective interest method less allowance for credit losses (see Note 1(j)(i)).

(m) Cash and cash equivalents

Cash and cash equivalents comprise cash at bank and on hand, demand deposits and short-term deposits with banks and other financial institutions, having less than three months of maturity at acquisition. Cash and cash equivalents are assessed for ECL in accordance with policy set out in Note 1(j)(i).

(n) 帶息借貸及利息支出

帶息借貸開始時會以公允價值減去相關交易成本確認後入帳。初步確認入帳以後，帶息借貸會以實際利率計算法作為已攤銷成本列帳。

利息支出會於其發生時在全面收益表內確認為支出。

(o) 政府貸款

政府貸款以攤銷成本值列帳。有關大學團體收取之政府貸款披露於附註26.1。

(p) 應付帳款及其他應付款

應付帳款及其他應付款最初按公允價值確認列帳，其後按已攤銷成本值列帳。如果貼現折扣巨大，則會按發票金額列帳。

(q) 遞延基建撥款

遞延基建撥款乃指大學團體為基建項目支出應收及收妥之特定政府撥款及捐款。此等撥款最初均全數撥作遞延基建撥款在財務狀況表列帳。當有關資產被使用期間，跟該物業及器材之折舊額（見附註1(h)）相等之金額會從遞延基建撥款中轉撥至全面收益表中確認為該年度之收入。

(n) Interest-bearing borrowings and interest expenses

Interest-bearing borrowings are recognised initially at fair value less transaction costs. Subsequent to initial recognition, interest-bearing borrowings are stated at amortised cost using the effective interest method.

Interest expenses are expensed in the Statement of Comprehensive Income in the period in which they are incurred.

(o) Government loans

Government loans are stated at amortised cost. The details of the government loans received by the Group are disclosed in Note 26.1.

(p) Accounts and other payables

Accounts and other payables are initially recognised at fair value and subsequently stated at amortised cost unless the effect of discounting is immaterial, in which case they are stated at invoice amounts.

(q) Deferred capital funds

Deferred capital funds are Government grants and donations earmarked for capital expenditure received and receivable by the Group. These funds, when received or become receivable, are initially recorded as Deferred Capital Funds and shown in the Statement of Financial Position. When the related assets are put into use, an amount equivalent to the depreciation charge (see Note 1(h)) of the related properties and equipment is transferred from Deferred Capital Funds to the Statement of Comprehensive Income as income of the same period.

(r) 僱員福利

薪酬、約滿酬金、有薪年假、旅費及大學團體須承擔之現金和非現金福利均在大學團體僱員的有關服務年度內入帳。

大學團體向其退休金計劃，包括根據《香港強制性公積金計劃條例》規定而成立的強制性公積金計劃的有關供款，會於供款責任產生時在全面收益表內確認為支出。

對於長期服務金所承擔的責任，大學團體根據《香港會計準則》第19.93(a)段的規定，將預期用於抵銷的僱主強積金供款視為僱員對長期服務金義務的供款，並按淨額基準計量。未來福利的估計金額乃經扣除大學團體已歸屬於僱員的強積金供款所產生的應計福利的負服務成本後釐定，有關供款被視為來自有關僱員的供款。

退職福利在大學團體無法撤回有關福利之時，以及大學團體確認涉及支付退職福利的重組成本之時予以確認，以較早者為準。

(r) Employee benefits

Salaries, gratuities, paid annual leave, leave passage and any costs to the Group on monetary and non-monetary benefits provided to employees are accrued in the year in which the associated services are rendered by employees of the Group.

Contributions to the retirement schemes, including Mandatory Provident Fund Scheme as required under the Hong Kong Mandatory Provident Fund Schemes Ordinance, are recognised as expenses in the Statement of Comprehensive Income as incurred.

For LSP obligation, the Group accounts for the employer MPF contributions expected to be offset as a deemed employee contribution towards the LSP obligation in terms of HKAS 19.93(a) and it is measured on a net basis. The estimated amount of future benefit is determined after deducting the negative service cost arising from the accrued benefits derived from the Group's MPF contributions that have been vested with employees, which are deemed to be contributions from the relevant employees.

Termination benefits are recognised at the earlier of when the Group can no longer withdraw the offer of those benefits and when it recognises restructuring costs involving the payment of termination benefits.

(s) 所得稅

本年度所得稅包括本年度稅項及遞延稅項資產及負債的變動。本年度稅項及遞延稅項資產及負債的變動在收益表內確認，除權益與其他全面收益項目有關之遞延稅項變動，則分別在其他全面收益或權益項內確認。本年度所得稅根據已執行或在結算日實質上已執行的稅率計算的預期應付稅項，加上以往年度應付稅項的任何調整。

遞延稅項資產及負債分別由資產及負債按財務報表之帳面值及課稅值兩者之可予扣減及應課稅之暫時性差異所產生。遞延稅項資產亦可由未經使用之稅務虧損及未經使用之稅項優惠所產生。

所有遞延所得稅負債和遞延所得稅資產如很可能獲得能利用該遞延所得稅資產來抵扣之未來應課稅溢利，將會確認入帳。

遞延稅項是以有關資產及負債帳面值的預期實現或結算金額，按結算日已頒布或基本上已頒布的稅率確認。遞延稅項資產及負債不予折現。

(s) Income tax

Income tax for the year comprises current tax and movements in deferred tax assets and liabilities. Current tax and movements in deferred tax assets and liabilities are recognised in the Statement of Comprehensive Income except to the extent that they relate to items recognised in other comprehensive income or directly in equity, in which case the relevant amounts of tax are recognised in other comprehensive income or directly in equity, respectively. Current tax is the expected tax payable on the taxable income for the year, using tax rates enacted or substantively enacted at the end of the reporting period, and any adjustment to the tax payable in respect of previous years.

Deferred tax assets and liabilities arise from deductible and taxable temporary differences respectively, being the differences between the carrying amounts of assets and liabilities for financial reporting purposes and their tax bases. Deferred tax assets also arise from unused tax losses and unused tax credits.

All deferred tax liabilities, and all deferred tax assets to the extent that it is probable that future taxable profits will be available against which the asset can be utilised, are recognised.

The amount of deferred tax recognised is measured based on the expected manner of realisation or settlement of the carrying amount of the assets and liabilities, using tax rate enacted or substantially enacted at the reporting date. Deferred tax assets and liabilities are not discounted.

(t) 撥備及或有負債

倘若大學團體及大學須就某一已發生事件承擔法定或推定責任，因而預期會導致經濟效益的資源外流，在可作出可靠的估計時，大學團體及大學會為該負債作出確認撥備。若現金的貼現折扣巨大，則會按預計履行責任所需開支的現值作撥備。

倘若此等責任可能無需以經濟利益付出作解除，或所涉金額未能被準確估計，除非經濟利益流出的可能性極低，否則有關責任會以或有負債形式披露。因一個或多個事件的發生或不發生而導致的可能責任，亦會以或有負債形式披露。

(t) Provisions and contingent liabilities

Provisions are recognised when the Group and the University have a legal or constructive obligation arising as a result of a past event, it is probable that an outflow of economic benefits will be required to settle the obligation and a reliable estimate can be made. Where the time value of money is material, provisions are stated at the present value of the expenditure expected to settle the obligation.

Where it is not probable that an outflow of economic benefits will be required, or the amount cannot be estimated reliably, the obligation is disclosed as a contingent liability, unless the probability of outflow of economic benefits is remote. Possible obligations, whose existence will only be confirmed by the occurrence or non-occurrence of one or more future events are also disclosed as contingent liabilities unless the probability of outflow of economic benefits is remote.

(u) 收入及其他收入

在大學團體業務的正常過程中，大學團體會提供服務或其他人使用大學團體的資產時，把其收益歸類為收入。大學團體的所有收入均由大學團體的正常業務產生。

當服務控制已轉移給客戶，或承租人有權使用資產時，收入會按照大學團體預期有權獲得的保證額來確認，不包括代第三方收取的款項。

大學團體收入及其他收入確認政策的詳情如下：

(i) 政府撥款

政府撥款主要包括整體撥款、補助撥款、配對補助金、科研配對補助金、特定撥款、基建項目撥款及政府及有關機構撥款。

沒有指定用途之政府撥款均採用應計制在全面收益表內確認並列作為收入。若所收之整體撥款超出有關的支出，餘額會依據教資會的規定，轉撥至一般及發展儲備基金內。

有指定用途之政府撥款，倘若有合理保證大學團體會實收該撥款，並將可履行此等撥款附帶之條件，此等撥款首先會列作遞延收入並在財務狀況表內確認。撥款如用以償付大學團體營運支出，則會有系統地在支出產生的同一會計年度列作收入，在全面收益表內確認。

(u) Revenue and other income

Income is classified by the Group as revenue when it arises from the provision of services or the use by others of the Group's assets under leases in the ordinary course of the Group's business. All of the income is arising from the ordinary course of the business of the Group.

Revenue is recognised when control over service is transferred to the customer, or the lessee has the right to use the asset, at the amount of promised consideration to which the Group is expected to be entitled, excluding those amounts collected on behalf of third parties.

Further details of the Group's revenue and other income recognition policies are as follows:

(i) Government grants

Government grants mainly consist of block grants, supplementary grants, matching grants, research matching grant, earmarked grants, capital grants and grants from government and related organisation.

Government grants without a specific purpose attached are recognised as revenue in the Statement of Comprehensive Income on an accrual basis. Any block grants which are received in excess of the related expenditure are transferred to General and Development Reserve Fund in accordance with the requirements of the UGC.

Government grants for specific purposes are recognised in the Statement of Financial Position initially as deferred income when there is reasonable assurance that they will be received and that the Group will comply with the conditions attached to them. Grants that compensate the Group for operating expenditure incurred are recognised as revenue in the Statement of Comprehensive Income on a systematic basis in the same periods in which the related expenditure are incurred.

用作基建項目開支之政府撥款會首先記錄為遞延基建撥款。待有關資產使用後，每年根據可使用年期計算出的折舊額會被確認為收入。

Government grants spent on capital expenditure are initially recorded as deferred capital funds and recognised as income over the useful lives of the related assets when they are put into use to the extent of their related depreciation charge for the year.

(ii) 學費、課程及其他收費

學費、課程及其他收費均採用應計制以課程之年期確認為收入，而所有預收學費均列為合約負債。

(ii) Tuitions, programme and other fees

Tuitions, programme and other fees are recognised as income on an accrual basis over the duration of the programmes and unearned fees received are treated as contract liabilities.

(iii) 利息收入

利息收入會於權益發生時確認，並以實際利率方法計算。

(iii) Interest income

Interest income is recognised as it accrues using the effective interest method.

(iv) 股息收入

非上市投資之股息收入是於確定股東有權收取股息時確認。

(iv) Dividend income

Dividend income from unlisted investments is recognised when the shareholder's right to receive payment is established.

上市投資之股息收入則於投資之股價除息時確認。

Dividend income from listed investments is recognised when the share price of the investment goes ex-dividend.

(v) 營業租賃之租金收入

營業租賃之應收租金收入會按租賃年期涉及的年度數目分成等額在全面收益表內逐年確認。租賃費優惠會被計算成為應收淨租金總額的一部份，在全面收益表內確認。

(v) Rental income from operating leases

Rental income receivable under operating leases is recognised in the Statement of Comprehensive Income in equal instalments over the periods covered by the lease term. Lease incentives granted are recognised in the Statement of Comprehensive Income as an integral part of the aggregate net lease payments receivable.

(vi) 捐款

大學團體獲得之外界一般用途之捐助均於大學團體可使用時入帳，一般是在收到現金時在全面收益表內確認。有指定用途之捐款在收取時初始確認為遞延收入，當年內相關支出產生時才確認為收入。

(vii) 服務收入

服務收入均於有關服務提供時在全面收益表內確認。而未提供服務已收之收益則列為合約負債。

(v) 外幣換算

年度內的外幣交易按交易日的外幣匯率換算為港元。以外幣為單位的貨幣資產及負債則按結算日的外幣匯率換算為港元。匯兌盈虧撥入全面收益表確認。

以外幣按歷史成本計量的非貨幣資產及負債，乃按交易日期的匯率換算。以外幣為單位按公允價值列帳的非貨幣資產及負債，則按公允價值釐定當日的匯率換算。

(vi) Donations

Donations with general purposes are recognised in the Statement of Comprehensive Income when the Group becomes entitled to the donations and it is probable that they will be received, which is generally upon receipt of cash. Donations with specific purposes designated by the donors are initially recognised as deferred income when received, and then recognised as income to the extent of the related expenditure incurred during the year.

(vii) Service income

Service income is recognised in the Statement of Comprehensive Income when the relevant service is rendered and unearned service income received are treated as contract liabilities.

(v) Translation of foreign currencies

Foreign currency transactions during the year are translated into Hong Kong dollars at the foreign exchange rates ruling at the transaction dates. Monetary assets and liabilities denominated in foreign currencies are translated into Hong Kong dollars at the foreign exchange rates ruling at the end of the reporting period. Exchange gains and losses are recognised in the Statement of Comprehensive Income.

Non-monetary assets and liabilities that are measured in terms of historical cost in a foreign currency are translated using the foreign exchange rates ruling at the transaction dates. Non-monetary assets and liabilities denominated in foreign currencies that are stated at fair value are translated using the foreign exchange rates ruling at the dates the fair value was measured.

香港境外業務的業績按年內的平均外幣匯率換算為港元；財務狀況表項目則按結算日的外幣匯率換算為港元。所產生的匯兌差額作為外匯儲備變動確認。

在出售香港境外業務時，在外匯儲備內已確認與該香港境外業務有關的累計匯兌差額會在計算出售的盈利或虧損時包括在內。

(w) 有關連人士

- (i) 一名個人或其近親將被視為大學團體的關聯方，如果該個人：
 - (a) 能控制或共同控制大學團體；
 - (b) 能對大學團體構成重大影響；
或
 - (c) 為大學團體或其母公司的主要管理人員。
- (ii) 如符合以下任何條件，一個實體將被視為大學團體的關聯方：
 - (a) 該實體及大學團體為同一團體內的成員（即每個母公司、附屬公司及同系附屬公司均互相為關聯方）；

The results of operations outside Hong Kong are translated into Hong Kong dollars at the average foreign exchange rates for the year. Statement of Financial Position items are translated into Hong Kong dollars at the closing foreign exchange rates at the reporting date. The resulting exchange differences are recognised as a movement in the Exchange Reserve.

On disposal of an operation outside Hong Kong, the cumulative amount of the exchange differences recognised in the Exchange Reserve which relate to that operation outside Hong Kong is included in the calculation of the gain or loss on disposal.

(w) Related parties

- (i) A person, or a close member of that person's family, is related to the Group if that person:
 - (a) has control or joint control over the Group;
 - (b) has significant influence over the Group; or
 - (c) is a member of the key management personnel of the Group or the Group's parent.
- (ii) An entity is related to the Group if any of the following conditions applies:
 - (a) The entity and the Group are members of the same group (which means that each parent, subsidiary and fellow subsidiary is related to the others);

- (b) 該實體為另一實體的聯營公司或合營機構(或為該團體成員的聯營公司或合營機構，且另一實體為該團體成員)；
- (c) 該實體與另一實體均為同一第三方的合營機構；
- (d) 該實體為第三方的合營機構，且另一實體為該第三方的聯營公司；
- (e) 該實體是為大學團體或為大學團體關聯方的僱員福利而設的離職後福利計劃；
- (f) 該實體由(i)中描述的個人控制或共同控制；
- (g) (i)(a)中描述的一名個人對該實體構成重大影響，或為該實體或該實體母公司的主要管理人員；或
- (h) 該實體或其所屬團體的任何成員公司向大學團體提供關鍵管理人員服務。
- (b) One entity is an associate or joint venture of the other entity (or an associate or a joint venture of a member of a group of which the other entity is a member);
- (c) Both entities are joint ventures of the same third party;
- (d) One entity is a joint venture of a third entity and the other entity is an associate of the third entity;
- (e) The entity is a post-employment benefit plan for the benefit of employees of either the Group or an entity related to the Group;
- (f) The entity is controlled or jointly controlled by a person identified in (i);
- (g) A person identified in (i)(a) has significant influence over the entity or is a member of the key management personnel of the entity (or of a parent of the entity); or
- (h) The entity, or any member of a group of which it is a part, provides key management personnel services to the Group.

一名個人的近親是指預期他們在與實體的交易中，可能會影響該名個人或受其影響的家屬。

Close members of the family of a person are those family members who may be expected to influence, or be influenced by, that person in their dealings with the entity.

2. 政府撥款

Government Subventions

		綜合 Consolidated		大學 University	
(以港幣千元計) (Expressed in thousands of Hong Kong dollars)		2024	2023	2024	2023
教資會撥款	Subventions from UGC				
整體撥款	Block Grants	1,366,420	1,329,151	1,366,420	1,329,151
補助撥款	Supplementary Grants	84,911	37,921	84,911	37,921
		1,451,331	1,367,072	1,451,331	1,367,072
配對補助金	Matching Grants	–	–	–	–
科研配對補助金	Research Matching Grant	25,728	14,727	25,728	14,727
特定撥款	Earmarked Grants				
研究	Research	82,724	75,780	82,724	75,780
其他	Others	86,099	86,621	85,976	86,621
有關房屋福利	Housing Related	7,182	7,182	7,182	7,182
		176,005	169,583	175,882	169,583
退還差餉及地租	Rates and Government Rent Refund	43,555	42,939	30,715	30,099
基建項目及改建、加建及改善工程撥款	Capital Grants and AA & I Block Allocation	106,071	97,695	106,071	97,695
政府及有關機構撥款	Grants from Government and Related Organisations	126,858	114,167	126,443	107,931
		1,929,548	1,806,183	1,916,170	1,787,107

2.1

配對補助金計劃 The Matching Grant Scheme

符合教會要求，配對補助金及相關捐款須作出獨立披露。在此附註內，有別於大學團體重大會計政策附註1(u)(i)，所有運用配對補助金及相關捐款的支出(包括購買其他物業及器材的費用)，均會在支出該年全數註銷。投放在留本基金之配對補助金及相關捐款，亦被視作該年度的支出。下列明細包括合資格的捐款，其配對補助金及有關之收支：

In compliance with the UGC requirements, matching grants and related donations have to be separately disclosed. Different from the recognition policies as stated in Note 1(u)(i) of the Group's material accounting policies, all expenditure, including the costs in acquiring other properties and equipment, funded by matching grants and related donations is written off in the year of expenditure, for the purpose of this Note. Donations and matching grants placed in endowment funds are treated as expenditure during the year. The eligible donations, the corresponding matching grants and the related income and expenditure are detailed as follows:

	綜合及大學 Consolidated and University							
	教資會活動 UGC-funded Operations		自資活動 Self-financing Operations		教資會活動 UGC-funded Operations		自資活動 Self-financing Operations	
	2024	2024	2024	2024	2023	2023	2023	2023
	獲配補助金 Matching Grants	獲配補助金 之捐款 Matched Donations	配對補助金 Matching Grants	配對補助金 之捐款 Matched Donations	獲配補助金 Matching Grants	獲配補助金 之捐款 Matched Donations	配對補助金 Matching Grants	獲配補助金 之捐款 Matched Donations
年初結餘	279,783	287,731	139	-	306,320	422,656	1,877	-
加：收入								
利息收入	11,679	3,635	6	-	9,845	4,900	16	-
總收入	11,679	3,635	6	-	9,845	4,900	16	-
減：支出								
提升教學及科研工作	43,670	12,500	38	-	35,606	14,606	254	-
國際化及學生交流	-	-	-	-	-	104	-	-
獎學金及獎	-	577	-	-	-	903	-	-
助學金	-	20	-	-	-	64	-	-
學生發展	434	604	-	-	776	433	-	-
基建項目	-	98,358	-	-	-	123,714	-	-
其他	-	5	-	-	-	1	1,500	-
總支出(附註)	44,104	112,064	38	-	36,382	139,825	1,754	-
年終結餘	247,358	179,302	107	-	279,783	287,731	139	-
附註：								
按修課形式之支出	-	-	-	-	-	-	-	-
副學位課程	44,104	112,064	38	-	36,382	139,825	1,754	-
學位及以上課程	44,104	112,064	38	-	36,382	139,825	1,754	-

2.2 科研配對補助金計劃 The Research Matching Grant Scheme

為符合教資會要求，科研配對補助金及相關捐款／科研撥款／科研合約須作出獨立披露。在此附註內，有別於大學團體重大會計政策附註1(u)(i)，所有運用科研配對補助金及相關捐款／科研撥款／科研合約的支出(包括購買其他物業及器材的費用)，均會在支出該年全數註銷。下列明細包括合資格的捐款／科研撥款／科研合約，其科研配對補助金及有關之收支：

In compliance with the UGC requirements, research matching grants/research contracts have to be separately disclosed. Different from the recognition policies as stated in Note 1(u)(i) of the Group's material accounting policies, all expenditure, including the costs incurred in acquiring other properties and equipment, funded by research matching grants/research grants/research contracts is written off in the year of expenditure, for the purpose of this Note. The eligible donations/research grants/research contracts, the corresponding research matching grants and the related income and expenditure are detailed as follows:

	綜合及大學 Consolidated and University							
	教資會活動 UGC-funded Operations		自資活動 Self-financing Operations		教資會活動 UGC-funded Operations		自資活動 Self-financing Operations	
	2024	2024	2024	2024	2023	2023	2023	2023
	獲配對補助金之捐款／科研撥款／科研合約 Matched Donations/Research Grants/Research Contracts	獲配對補助金之捐款／科研撥款／科研合約 Matched Donations/Research Grants/Research Contracts	獲配對補助金之捐款／科研撥款／科研合約 Matched Donations/Research Grants/Research Contracts	獲配對補助金之捐款／科研撥款／科研合約 Matched Donations/Research Grants/Research Contracts	獲配對補助金之捐款／科研撥款／科研合約 Matched Donations/Research Grants/Research Contracts	獲配對補助金之捐款／科研撥款／科研合約 Matched Donations/Research Grants/Research Contracts	獲配對補助金之捐款／科研撥款／科研合約 Matched Donations/Research Grants/Research Contracts	獲配對補助金之捐款／科研撥款／科研合約 Matched Donations/Research Grants/Research Contracts
	353,971	640,610	395	395	230,818	386,713	522	565
年初結餘								
加：收入								
捐款／科研撥款／科研合約收取	11,996	25,352	-	-	137,699	275,397	15	30
利息收入	15,961	30,506	-	-	9,186	20,111	14	13
其他	-	-	-	-	-	327	-	-
總收入	27,957	55,858	-	-	146,885	295,835	29	43
減：支出								
研究項目	29,009	24,175	19	19	17,968	19,249	35	213
研究器材	263,255	36,275	-	-	2,694	22,276	-	-
與研究有關軟件牌照／科技牌照	-	541	-	-	-	-	-	-
設立研究設施	1,418	-	-	-	506	-	-	-
學生研究活動	2,473	1,969	-	-	2,421	341	-	-
基建工程	-	1,124	-	-	-	-	-	-
其他	317	178	-	-	143	72	-	-
總支出	59,542	64,562	19	19	23,732	41,938	35	213
年終結餘	322,386	632,206	497	376	353,971	640,610	516	395

3. 學費、課程及其他收費

Tuition, Programme and Other Fees

(以港幣千元計) (Expressed in thousands of Hong Kong dollars)		綜合及大學 Consolidated and University	
		2024	2023
教資會資助課程	UGC-funded Programmes		
學費	Tuition Fees	435,172	413,371
課程及其他收費	Programme and Other Fees	13,040	11,080
		448,212	424,451
非教資會資助課程	Non-UGC-funded Programmes		
學費	Tuition Fees	1,091,224	1,039,426
課程及其他收費	Programme and Other Fees	20,045	19,452
		1,111,269	1,058,878
		1,559,481	1,483,329

4. 利息及淨投資收入

Interest and Net Investment Income

(以港幣千元計) (Expressed in thousands of Hong Kong dollars)		綜合 Consolidated		大學 University	
		2024	2023	2024	2023
上市證券股息	Dividends from Listed Securities	64	66	64	66
利息收入及匯兌 淨收益	Interest Income and Net Exchange Gains	117,025	82,655	116,854	82,482
投資之實現及未實現 淨收益	Net Realised and Unrealised Gains on Investments	426,961	246,577	426,961	246,577
其他	Others	177	15	17	15
		544,227	329,313	543,896	329,140

5. 捐款及慈善捐贈

Donations and Benefactions

(以港幣千元計) (Expressed in thousands of Hong Kong dollars)		綜合 Consolidated		大學 University	
		2024	2023	2024	2023
基建項目	Capital Projects	5,226	3,526	5,226	3,526
留本基金	Endowment	13,041	9,265	13,041	9,265
其他	Others	115,979	93,091	113,862	91,080
獎學金、獎及助學金	Scholarships, Prizes and Bursaries	13,045	8,950	13,045	8,950
		147,291	114,832	145,174	112,821

在截至2024年6月30日止年度，大學團體及大學獲得香港賽馬會慈善信託基金捐款及慈善捐贈分別為1.11億元(2022-23年度：8,178萬元)及1.09億元(2022-23年度：7,977萬元)。

During the year ended 30 June 2024, the Group and the University received donations and benefactions of \$110.8 million (2022-23: \$81.78 million) and \$108.7 million (2022-23: \$79.77 million) respectively from The Hong Kong Jockey Club Charities Trust.

於固定期間內作指定用途之捐贈及年內之相關支出金額為限列帳。

Donations and benefactions for specific purposes designated by the donors within a fixed period of time are recognised as income to the extent of the related expenditure incurred during the year.

6. 雜項服務收入

Auxiliary Services Income

		綜合 Consolidated		大學 University	
(以港幣千元計) (Expressed in thousands of Hong Kong dollars)		2024	2023	2024	2023
顧問收入	Consultancy Income	8,361	7,610	8,361	7,610
牌照費	License Fees	5,942	3,904	3,995	3,696
租金收入	Rental Income	21,909	17,887	7,244	8,617
學生宿舍	Residence Halls	49,338	43,612	49,338	43,612
服務收入	Service Income	163,387	174,418	165,181	174,390
職員宿舍租金	Staff Quarters Rental	4,600	4,233	4,600	4,233
		253,537	251,664	238,719	242,158

7. 其他收入

Other Income

		綜合 Consolidated		大學 University	
(以港幣千元計) (Expressed in thousands of Hong Kong dollars)		2024	2023	2024	2023
會議收入	Conference Income	581	331	581	331
學生活動收費	Fees on Student Activities	2,602	2,942	2,602	2,942
雜項	Miscellaneous	18,217	25,625	9,379	15,528
研究	Research	16,060	16,564	16,060	16,564
		37,460	45,462	28,622	35,365

8. 支出 Expenditure

		綜合 Consolidated			
		職員薪津支出 Staff Costs and Benefits	營運支出 Operating Expenses	折舊 Depreciation	總計 Total
(以港幣千元計) (Expressed in thousands of Hong Kong dollars)					
教學、學習及科研	Teaching, Learning and Research				
教學及科研	Teaching and Research	1,691,959	461,018	126,954	2,279,931
圖書館	Library	44,377	19,824	22,644	86,845
中央電腦設施	Central Computing Facilities	68,020	45,752	11,477	125,249
其他教學服務	Other Academic Services	99,746	27,683	551	127,980
		1,904,102	554,277	161,626	2,620,005
教學支援(附註8.1)	Institutional Support (Note 8.1)				
管理及一般支出	Management and General	271,897	59,519	6,443	337,859
校舍及有關開支	Premises and Related Expenses	74,231	315,806	193,778	583,815
學生及一般教育服務	Students and General Education Services	66,124	166,323	3,138	235,585
其他活動	Other Activities	29,090	4,640	911	34,641
		441,342	546,288	204,270	1,191,900
2024年度總支出	Total Expenditure 2024	2,345,444	1,100,565	365,896	3,811,905
教學、學習及科研	Teaching, Learning and Research				
教學及科研	Teaching and Research	1,570,189	455,368	102,244	2,127,801
圖書館	Library	42,171	16,578	23,718	82,467
中央電腦設施	Central Computing Facilities	61,951	41,178	10,460	113,589
其他教學服務	Other Academic Services	84,711	15,928	668	101,307
		1,759,022	529,052	137,090	2,425,164
教學支援(附註8.1)	Institutional Support (Note 8.1)				
管理及一般支出	Management and General	247,827	54,956	6,082	308,865
校舍及有關開支	Premises and Related Expenses	75,210	308,152	159,448	542,810
學生及一般教育服務	Students and General Education Services	63,383	154,100	2,035	219,518
其他活動	Other Activities	18,294	4,433	895	23,622
		404,714	521,641	168,460	1,094,815
2023年度總支出	Total Expenditure 2023	2,163,736	1,050,693	305,550	3,519,979

8. 支出(續)

Expenditure (Cont'd)

		大學 University			
		職員薪津支出 Staff Costs and Benefits	營運支出 Operating Expenses	折舊 Depreciation	總計 Total
(以港幣千元計) (Expressed in thousands of Hong Kong dollars)					
教學、學習及科研	Teaching, Learning and Research				
教學及科研	Teaching and Research	1,687,842	463,786	125,043	2,276,671
圖書館	Library	44,377	19,824	22,644	86,845
中央電腦設施	Central Computing Facilities	68,020	45,718	11,477	125,215
其他教學服務	Other Academic Services	97,977	27,480	528	125,985
		1,898,216	556,808	159,692	2,614,716
教學支援(附註8.1)	Institutional Support (Note 8.1)				
管理及一般支出	Management and General	271,897	57,585	6,443	335,925
校舍及有關開支	Premises and Related Expenses	74,231	305,790	177,491	557,512
學生及一般教育服務	Students and General Education Services	66,124	166,323	3,138	235,585
其他活動	Other Activities	23,562	3,037	593	27,192
		435,814	532,735	187,665	1,156,214
2024年度總支出	Total Expenditure 2024	2,334,030	1,089,543	347,357	3,770,930
教學、學習及科研	Teaching, Learning and Research				
教學及科研	Teaching and Research	1,565,783	451,851	99,850	2,117,484
圖書館	Library	42,171	16,578	23,718	82,467
中央電腦設施	Central Computing Facilities	61,951	41,134	10,460	113,545
其他教學服務	Other Academic Services	83,752	20,460	659	104,871
		1,753,657	530,023	134,687	2,418,367
教學支援(附註8.1)	Institutional Support (Note 8.1)				
管理及一般支出	Management and General	247,827	52,831	6,082	306,740
校舍及有關開支	Premises and Related Expenses	75,210	298,057	144,195	517,462
學生及一般教育服務	Students and General Education Services	63,383	154,100	2,035	219,518
其他活動	Other Activities	13,254	3,034	576	16,864
		399,674	508,022	152,888	1,060,584
2023年度總支出	Total Expenditure 2023	2,153,331	1,038,045	287,575	3,478,951

8.1 教學支援之營運支出分析

Analysis of Operating Expenses – Institutional Support

		綜合 Consolidated		大學 University	
(以港幣千元計) (Expressed in thousands of Hong Kong dollars)		2024	2023	2024	2023
管理及一般支出	Management and General				
廣告／宣傳	Advertisement/Promotion	6,464	5,636	4,173	3,923
核數師酬金	Auditor's Remuneration	896	878	808	743
器材	Equipment	3,821	3,294	3,821	3,294
辦公室開支	General Expenses	35,899	25,694	36,746	25,729
一般保險費	General Insurance	2,427	2,411	2,383	2,355
顧問費	Professional Fees	3,092	8,387	2,962	8,276
招聘開支	Recruitment Expenses	5,001	6,895	5,001	6,881
職員培訓	Staff Development	438	103	438	103
運輸	Transportation	1,481	1,658	1,253	1,527
		59,519	54,956	57,585	52,831
校舍及有關支出	Premises and Related Expenses				
校舍樓宇維修及保養	Campus Repair and Maintenance	77,986	65,926	77,986	65,926
清潔及保安費	Cleaning and Security Services	96,842	97,819	92,361	93,464
器材	Equipment	894	739	720	541
辦公室開支	General Expenses	12,921	4,459	11,696	3,249
差餉及地租	Government Rent and Rates	31,538	30,922	31,031	30,237
小額工程	Minor Works	19,810	27,663	18,887	27,175
辦公室租金	Office Rental	3,625	3,346	2,705	2,204
物業保險費	Property Insurance	4,141	3,825	3,902	3,585
校園安全開支	Safety Expenses	478	465	478	465
職員宿舍維修及保養	Staff Quarters Repair and Maintenance	3,747	2,914	3,747	2,914
水、電、煤氣	Utilities	63,824	70,074	62,277	68,297
		315,806	308,152	305,790	298,057
學生及一般教育服務	Students and General Education Services				
畢業禮開支	Congregation Expenses	1,503	2,145	1,503	2,145
器材	Equipment	1,355	1,448	1,355	1,448
考試費用	Examination Fee	39	110	39	110
辦公室開支	General Expenses	8,987	4,945	8,987	4,945
聯校運動中心	Joint Sports Centre	1,007	1,083	1,007	1,083
醫療及牙科保健	Medical and Dental Care	3,250	3,204	3,250	3,204
學生舍堂開支	Residence Halls Expenses	2,430	3,166	2,430	3,166
獎學金	Scholarships	109,272	100,032	109,272	100,032
學生活動	Student Activities	29,995	30,562	29,995	30,562
學生交換計劃	Student Exchange Programme	8,485	7,405	8,485	7,405
		166,323	154,100	166,323	154,100
其他活動	Other Activities	4,640	4,433	3,037	3,034
		546,288	521,641	532,735	508,022

8.2 高薪職員資料

Higher Paid Staff Remuneration

截至2024年6月30日止年度大學職員獲取總薪俸*超過180萬元者統計數字如下：

For the year ended 30 June 2024, the number of higher paid staff with total remuneration* exceeding \$1.8 million is as follows:

	2024 人數 Number of Individuals	2023 人數 Number of Individuals
\$1,800,001 - 1,950,000	38	39
\$1,950,001 - 2,100,000	28	22
\$2,100,001 - 2,250,000	21	24
\$2,250,001 - 2,400,000	18	20
\$2,400,001 - 2,550,000	13	10
\$2,550,001 - 2,700,000	14	12
\$2,700,001 - 2,850,000	6	4
\$2,850,001 - 3,000,000	6	2
\$3,000,001 - 3,150,000	4	5
\$3,150,001 - 3,300,000	2	2
\$3,300,001 - 3,450,000	1	4
\$3,450,001 - 3,600,000	3	—
\$3,600,001 - 3,750,000	1	—
\$3,750,001 - 4,050,000**	—	—
\$4,050,001 - 4,200,000	—	1
\$4,200,001 - 4,350,000	1	3
\$4,350,001 - 4,500,000	2	—
\$4,500,001 - 4,650,000**	—	—
\$4,650,001 - 4,800,000	1	—
\$4,800,001 - 7,500,000**	—	—
\$7,500,001 - 7,650,000	—	1
\$7,650,001 - 7,800,000	1	—
	160	149

* 薪俸包括薪金、約滿酬金／退休金計劃供款、現金津貼、房屋津貼、旅費津貼及教育津貼。獲大學提供宿舍者，其房屋福利以差餉物業估價處評估其宿舍之應課差餉租值計算，以釐定其於本年度的薪俸總額。
Remuneration includes salary, contribution to gratuity/retirement plans, cash allowances, housing benefits, passage allowances and education allowances. For staff whose quarters were provided as part of their remuneration package, the ratable values assessed by the Rating and Valuation Department were used as the values of their housing benefits in determining their total remuneration in the year.

** 在截至2024年6月30日及2023年6月30日止年度，薪俸總額在375萬元至405萬元、450萬元至465萬元及480萬元至750萬元之間的大學職員為零。
During the years ended 30 June 2024 and 2023, there was nil staff with total remuneration between \$3.75 million and \$4.05 million, \$4.50 million and \$4.65 million, and \$4.80 million and \$7.50 million.

9. 分部收入及支出

有關分部報告之披露乃按教資會資助院校的建議準則要求，並不完全按照《香港財務報告準則》第8號「營運分部」之規定而編製。

根據教資會資助院校的建議準則，大學須披露於各以資金來源所劃分的分部收支，即教資會資助活動及非教資會資助活動的收支狀況。

教資會資助活動包括教資會資助的課程、科研項目及活動。非教資會資助活動代表教資會資助以外的其他活動，其資金來源包括自負盈虧基金、捐款所得以及教資會以外的政府機構撥款。為了成本分配，某些活動本質上是非教資會資助的活動會被視為教資會資助的活動。因此相關活動的支出會在分布報告中列為教資會資助的活動。

教資會資助與非教資會資助活動之分配程序

- (a) 大學釐定教資會資助及非教資會資助活動之成本分配基準乃參考教資會程序便覽以及於2018年7月1日生效之成本分攤指引。
- (b) 教資會資助與非教資會資助活動之分類乃基於撥款來源，教資會資助與非教資會資助活動之直接成本均會直接全數由各相應活動列支。
- (c) 成本分攤指引對成本分配之原則及方法作出定義，包括用全數成本收回基準計算的教資會資助與非教資會資助活動之成本庫及成本動因之定義。

9. Income and Expenditure by Segment

Disclosures regarding segment reporting are included as a requirement of the SORP and are not designed to fully comply with the requirements of HKFRS 8 “Operating segments”.

In accordance with the SORP, the University discloses an analysis of income and expenditure recognised by its reported segments that are defined by source of funding, namely UGC-funded Activities and Non-UGC-funded Activities.

UGC-funded Activities include programmes, research projects and activities supported by UGC grants. Non-UGC-funded Activities represent other activities funded by sources other than UGC grants, including self-financed funding, donations and grants from government agencies other than UGC. For the purpose of cost allocation, certain activities, which by nature are non-UGC funded activities, could be deemed to be UGC-funded activities and hence the relevant costs incurred are to be charged to the UGC vote.

Cost allocation practices for UGC-funded and non-UGC funded activities

- (a) The University determines the basis of allocation of costs between UGC-funded and non-UGC-funded activities with reference to the UGC Notes on Procedures and the CAGs which is effective from 1 July 2018.
- (b) The classification of UGC-funded and non-UGC-funded activities is based on the funding sources of the activities. The direct costs of the UGC-funded and non-UGC-funded activities are both charged fully and directly to the respective activities.
- (c) The CAGs define principles and approaches of cost allocation, including the definition of cost pools and cost drivers for UGC-funded and non-UGC-funded activities on a full cost recovery basis.

9. 截至2024年6月30日止分部收入及支出 Income and Expenditure by Segment for the year ended 30 June 2024

綜合
Consolidated

	教資會資助活動 UGC-Funded Activities						非教資會資助活動 Non-UGC-Funded Activities						淨總額
	一般及發展 儲備基金	配對 補助金/ 科研配對 補助金 Matching Grants/ Research Grants	其他活動	捐款、 留本基金 及獎學金	科研活動	自資學術 課程	其他活動	總額	分部間之 交易抵銷	淨總額			
2023-24	General and Development Reserve Fund	Matching Grants/ Research Grants	Other Activities	Donations, Endowment & Scholarships	Research Activities	Self-financed Academic Programmes	Other Activities	Sub-total	Inter-Segment Transaction Elimination	Net Total			
(以港幣千元計) (Expressed in thousands of Hong Kong dollars)													
收入													
政府撥款	1,486,338	25,728	289,535	12,379	65,259	1,270	49,039	1,929,548	-	1,929,548			
學費、課程及其他收費	448,212	-	-	-	309	1,105,742	5,218	1,559,481	-	1,559,481			
利息及淨投資收入	117,765	27,646	174	96,461	33,008	42,771	226,402	544,227	-	544,227			
捐款及慈善捐贈	-	-	-	89,609	52,012	31	5,639	147,291	-	147,291			
雜項服務收入	8,101	-	4,600	603	1,947	8,285	248,067	271,603	(18,066)	253,537			
其他收入	50,597	70,319	134,245	3,254	171,889	2,453	309,474	742,231	(704,771)	37,460			
	2,111,013	123,693	428,554	202,306	324,424	1,160,552	843,839	5,194,381	(722,837)	4,471,544			
支出													
教學、學習及科研	1,118,683	133,591	236,031	53,413	327,337	787,585	246,274	2,902,914	(622,983)	2,279,931			
教學及科研	64,930	-	1,771	-	-	-	21,303	88,004	(1,159)	86,845			
圖書館	103,585	-	3,695	-	34	-	18,507	125,821	(572)	125,249			
中央電腦設施	83,209	161	16,805	4,726	-	-	28,068	132,969	(4,989)	127,980			
其他教學服務	231,413	15,794	3,280	10,305	2,553	80,341	54,839	398,525	(60,666)	337,859			
教學支援	310,190	1,285	117,695	3,343	4,969	34,010	127,170	598,662	(14,847)	583,815			
管理及一般支出	60,676	121	22,992	77,392	351	25,107	66,201	252,840	(17,255)	235,585			
校舍及有關開支	4,309	-	-	2,841	-	-	27,857	35,007	(366)	34,641			
學生及一般教育服務	1,976,995	150,952	402,269	152,020	335,244	927,043	590,219	4,534,742	(722,837)	3,811,905			
其他活動	134,018	(27,259)	26,285	50,286	(10,820)	233,509	253,620	659,639	-	659,639			
營運盈餘/(虧損)													

在截至2024年6月30日止年度，《香港財務報告準則》第15號範圍內與客戶的合約收入為17.75億元(2022-23年度：17.15億元)。

During the year ended 30 June 2024, revenue from contracts with customers within the scope of HKFRS 15 is \$1,775 million (2022-23: \$1,715 million).

9. 截至2024年6月30日止分部收入及支出(續)

Income and Expenditure by Segment for the year ended 30 June 2024 (Cont'd)

		Consolidated									
		UGC-Funded Activities			Non-UGC-Funded Activities						
		教資會資助活動			非教資會資助活動						
		UGC-Funded Activities			Non-UGC-Funded Activities						
		一般及發展 儲備基金	配對 補助金/ 科研配對 補助金 Matching Grants/	其他活動	捐款、 留本基金 及獎學金	科研活動	自資學術 課程	其他活動	總額	分部間之 交易抵銷	淨總額
		General and Development Reserve Fund	Matching Grants/	Other Activities	Donations, Endowment & Scholarships	Research Activities	Self-financed Academic Programmes	Other Activities	Sub-total	Inter-Segment Transaction Elimination	Net Total
		(以港幣千元計)	(Expressed in thousands of Hong Kong dollars)								
2022-23											
收入											
政府撥款	Government Subventions	1,396,427	14,727	276,911	10,059	52,620	1,270	54,169	1,806,183	-	1,806,183
學費、課程及其他收費	Tuition, Programme and Other Fees	424,450	-	-	-	214	1,050,628	8,037	1,483,329	-	1,483,329
利息及淨投資收入	Interest and Net Investment Income	88,855	19,060	100	58,732	22,142	25,306	115,118	329,313	-	329,313
捐款及慈善捐贈	Donations and Benefactions	-	-	-	50,452	55,594	39	8,747	114,832	-	114,832
雜項服務收入	Auxiliary Services Income	7,174	-	4,234	818	298	10,550	250,712	273,786	(22,122)	251,664
其他收入	Other Income	51,980	199,837	136,785	3,162	235,339	4,617	273,124	904,844	(859,382)	45,462
	Income	1,968,886	233,624	418,030	123,223	366,207	1,092,410	709,907	4,912,287	(881,504)	4,030,783
支出											
教學、學習及科研	Teaching, Learning and Research										
教學及科研	Teaching and Research	1,104,781	242,843	217,605	55,576	387,186	762,653	149,888	2,920,532	(792,731)	2,127,801
圖書館	Library	70,169	-	1,464	-	-	-	11,891	83,524	(1,057)	82,467
中央電腦設施	Central Computing Facilities	110,300	-	2,208	-	44	-	1,460	114,012	(423)	113,589
其他教學服務	Other Academic Services	73,615	463	12,825	2,430	-	-	12,228	101,561	(254)	101,307
教學支援	Institutional Support										
管理及一般支出	Management and General	239,638	26,301	4,110	8,516	775	74,592	23,104	377,036	(68,171)	308,865
校舍及有關開支	Premises and Related Expenses	330,716	-	106,435	6,918	4,021	33,026	64,159	545,275	(2,465)	542,810
學生及一般教育服務	Students and General Education Services	61,822	457	23,483	74,684	126	20,978	51,922	235,472	(15,954)	219,518
其他活動	Other Activities	3,744	-	-	2,450	-	-	17,877	24,071	(449)	23,622
		1,994,785	270,064	370,130	150,574	392,152	891,249	332,529	4,401,483	(881,504)	3,519,979
營運盈餘/(虧損)	Surplus/(Deficit) from Operations	(25,899)	(36,440)	47,900	(27,351)	(25,945)	201,161	377,378	510,804	-	510,804

9. 截至2024年6月30日止分部收入及支出(續) Income and Expenditure by Segment for the year ended 30 June 2024 (Cont'd)

大學
University

	教資會資助活動 UGC-Funded Activities				非教資會資助活動 Non-UGC-Funded Activities				淨總額	
	一般及發展 儲備基金	補助金/ 科研配對 補助金 Matching Grants/ Research Matching Grants	其他活動 Other Activities	捐款、 留本基金 及獎學金 Donations, Endowment & Scholarships	科研活動 Research Activities	自資學術 課程 Self-financed Academic Programmes	其他活動 Other Activities	總額 Sub-total		分部間之 交易抵銷 Inter-segment Transaction Elimination
收入										
政府撥款	1,486,338	25,728	289,535	12,379	65,143	1,270	35,777	1,916,170	-	1,916,170
學費、課程及其他收費	448,212	-	-	-	309	1,105,742	5,218	1,559,481	-	1,559,481
利息及淨投資收入	117,765	27,646	174	96,461	32,776	42,771	226,303	543,896	-	543,896
捐款及慈善捐贈	-	-	-	87,492	52,012	31	5,639	145,174	-	145,174
雜項服務收入	8,101	-	4,600	603	-	8,285	235,196	256,785	(18,066)	238,719
其他收入	50,597	70,319	134,245	3,254	160,772	2,453	311,753	733,393	(704,771)	28,622
	2,111,013	123,693	428,554	200,189	311,012	1,160,552	819,886	5,154,899	(722,837)	4,432,062
支出										
教學、學習及科研										
教學及科研	1,121,750	133,591	236,031	53,413	318,025	791,914	244,930	2,899,654	(622,983)	2,276,671
圖書館	64,930	-	1,771	-	-	-	21,303	88,004	(1,159)	86,845
中央電腦設施	103,585	-	3,695	-	-	-	18,507	125,787	(572)	125,215
其他教學服務	83,209	161	16,805	4,726	-	-	26,073	130,974	(4,989)	125,985
教學支援										
管理及其他支出	231,413	15,794	3,280	10,172	-	80,367	55,565	396,591	(60,666)	335,925
校舍及有關開支	310,190	1,285	117,695	3,032	-	34,010	106,147	572,359	(14,847)	557,512
學生及一般教育服務	60,676	121	22,992	77,392	351	25,107	66,201	252,840	(17,255)	235,585
其他活動	4,309	-	-	805	-	-	22,444	27,558	(366)	27,192
	1,980,062	150,952	402,269	149,540	318,376	931,398	561,170	4,493,767	(722,837)	3,770,930
營運盈餘/(虧損)	130,951	(27,259)	26,285	50,649	(7,364)	229,154	258,716	661,132	-	661,132

在截至2024年6月30日止年度，《香港財務報告準則》第15號範圍內與客戶的合約收入為17.66億元(2022-23年度：17.04億元)。
During the year ended 30 June 2024, revenue from contracts with customers within the scope of HKFRS 15 is \$1,766 million (2022-23: \$1,704 million).

9. 截至2024年6月30日止分部收入及支出(續)

Income and Expenditure by Segment for the year ended 30 June 2024 (Cont'd)

	University										淨總額
	教資會資助活動 UGC-Funded Activities					非教資會資助活動 Non-UGC-Funded Activities					
	一般及發展 儲備基金	補助金/ 科研配對 補助金 Matching	其他活動	捐款、 留本基金 及獎學金	科研活動	自資學術 課程	其他活動	總額	分部間之 交易抵銷	淨總額	
	General and Development Reserve Fund	Grants/ Research Matching	Other Activities	Donations, Endowment & Scholarships	Research Activities	Self-financed Academic Programmes	Other Activities	Sub-total	Inter-segment Transaction Elimination	Net Total	
收入											
政府撥款	1,396,427	14,727	276,911	10,059	51,237	1,270	36,476	1,787,107	-	1,787,107	
學費、課程及其他收費	424,450	-	-	-	214	1,050,628	8,037	1,483,329	-	1,483,329	
利息及淨投資收入	88,855	19,060	99	58,732	22,034	25,306	115,054	329,140	-	329,140	
捐款及慈善捐贈	-	-	-	48,442	55,594	39	8,746	112,821	-	112,821	
雜項服務收入	7,174	-	4,233	818	89	10,550	241,416	264,280	(22,122)	242,158	
其他收入	51,980	199,837	136,786	3,162	223,101	4,618	275,263	894,747	(859,382)	35,365	
	1,968,886	233,624	418,029	121,213	352,269	1,092,411	684,992	4,871,424	(881,504)	3,989,920	
支出											
教學、學習及科研											
教學及科研	1,107,503	242,843	217,605	55,576	376,097	762,653	147,938	2,910,215	(792,731)	2,117,484	
圖書館	70,169	-	1,465	-	-	-	11,890	83,524	(1,057)	82,467	
中央電腦設施	110,300	-	2,208	-	-	-	1,460	113,968	(423)	113,545	
其他教學服務	73,615	463	12,825	2,430	-	-	15,792	105,125	(254)	104,871	
教學支援											
管理及其他支出	239,638	26,301	4,110	8,368	-	74,595	21,899	374,911	(68,171)	306,740	
校舍及有關開支	330,716	-	106,435	6,607	15	33,026	43,128	519,927	(2,465)	517,462	
學生及一般教育服務	61,822	457	25,483	74,684	126	20,978	51,922	235,472	(15,954)	219,518	
其他活動	3,744	-	-	664	-	-	12,905	17,313	(449)	16,864	
	1,997,507	270,064	370,131	148,329	376,238	891,252	306,934	4,560,455	(881,504)	3,478,951	
營運盈餘/(虧損)	(28,621)	(36,440)	47,898	(27,116)	(23,969)	201,159	378,058	510,969	-	510,969	

10. 一般及發展儲備基金

一般及發展儲備基金為教資會經常性撥款的結餘，可由一個撥款期轉撥至下一個撥款期，作為支付教資會批准之活動支出。於撥款期（通常為三年期）結束時可調撥到下一個撥款期的一般及發展儲備基金結餘以大學獲核准之經常補助金（特殊用途之指定撥款除外）的百分之二十為限。基金的結餘及變動詳列於附註10.1。

10. General and Development Reserve Fund

The General and Development Reserve Fund (“GDRF”) represents the balance of recurrent grants from the UGC which is allowed to be carried forward from one funding period to another. The balance of the GDRF at the end of a funding period (usually a triennium) that can be carried over to the next funding period should not exceed 20% of the University’s approved Recurrent Grants, other than the Earmarked Grants for Specific Purposes, for that funding period. Such balance may only be used for supporting UGC-approved activities of the University. The fund balance with movements is listed in Note 10.1.

10.1 一般及發展儲備基金變動

Movements of General and Development Reserve Fund

		綜合 Consolidated
(以港幣千元計) (Expressed in thousands of Hong Kong dollars)		
2023年7月1日結餘	Balance as at 1 July 2023	275,734
轉撥自全面收益表	Transfer from Statement of Comprehensive Income	134,018
基金相互轉帳(附註)	Inter-Fund Transfer (Note)	4,542
2024年6月30日結餘	Balance as at 30 June 2024	414,294
2022年7月1日結餘	Balance as at 1 July 2022	277,772
轉撥至全面收益表	Transfer to Statement of Comprehensive Income	(25,898)
基金相互轉帳(附註)	Inter-Fund Transfer (Note)	23,860
2023年6月30日結餘	Balance as at 30 June 2023	275,734

		大學 University
(以港幣千元計) (Expressed in thousands of Hong Kong dollars)		
2023年7月1日結餘	Balance as at 1 July 2023	259,910
轉撥自全面收益表	Transfer from Statement of Comprehensive Income	130,951
基金相互轉帳(附註)	Inter-Fund Transfer (Note)	4,542
2024年6月30日結餘	Balance as at 30 June 2024	395,403
2022年7月1日結餘	Balance as at 1 July 2022	264,671
轉撥至全面收益表	Transfer to Statement of Comprehensive Income	(28,621)
基金相互轉帳(附註)	Inter-Fund Transfer (Note)	23,860
2023年6月30日結餘	Balance as at 30 June 2023	259,910

附註：

Note:

基金相互轉撥數額包括由個別部門向其他部門提供的服務，其費用由一般及發展儲備基金、不同的專用及/或其他基金支付。

Inter-Fund Transfer includes value of services provided by one cost centre to another, which was funded by General and Development Reserve Fund, various Restricted and/or Other Funds.

11. 專用基金

專用基金均有指定用途，並依據其項目之性質及用途分類，各專用基金簡介見附註11.1，基金的結餘及變動詳列於附註11.2。

11.1 專用基金分類包括以下各項：

- (a) 留本基金，用於大學指定用途的活動。大學根據捐贈者之意願或因策略性原因而只運用基金所賺取之收入為大學的活動提供資金，並不會動用本金。
- (b) 自資活動累積盈餘會用於大學有關的自資活動。因此，這類款項均有指定用途並甚少會資助其他活動。
- (c) 營運儲備專為某些已計劃的指定自資活動支出而設，例如學生宿舍之維修及保養。
- (d) 獎學金、獎、助學金及貸款基金均依據大學的既定原則而頒發給學生。
- (e) 研究計劃未用餘額主要由非政府資助不同的項目研究計劃餘額所組成。
- (f) 大學基建發展工程基金乃所有非政府資助之基建項目未用之餘款，加上一項總值相等於受該基金資助的建築物之帳面淨值的金額。
- (g) 捐款及其他乃用於上述未有包括並有特定用途的基金。
- (h) 外匯儲備是由換算香港境外單位營運之業績及其資產和負債為港元時所產生之外匯兌換盈虧。

11. Restricted Funds

Restricted Funds are designated for specific purposes and classified separately according to their natures and uses as described in Note 11.1. The relevant fund balances with movements are listed in Note 11.2.

11.1 Restricted Funds are classified under the following items:

- (a) Endowment Fund is mainly donations on which the University would, according to the wishes of the donors or for strategic reasons, keep the principal intact and only use income generated from the fund to support University activities of designated purposes.
- (b) Self-financed Activities have accumulated surplus to be used on the related self-financed activities generating such surplus. They are therefore all designated for specific purposes and are rarely used to finance other activities of the Group.
- (c) Operation Reserves are provisions for planned expenditure of certain self-financed activities with a specific nature e.g. building repair and maintenance reserve for the hostel.
- (d) Scholarships, Prizes & Bursaries and Loan Funds are used to award students according to the established principles of the University.
- (e) Unspent Balance for Research represents the total remaining balances of funds designated for different research projects supported by non-government subventions.
- (f) University Capital Works Fund represents the unspent balance of all capital projects funded by non-government fund plus an amount equivalent to the net book values of those buildings financed by such funding.
- (g) Donations and Others are funds other than those stated above and are to be used for certain designated purposes.
- (h) Exchange Reserve is the exchange difference arising from the translation of the results of operations and assets and liabilities of entities outside Hong Kong into Hong Kong dollars.

11.2 專用基金變動 Movements of Restricted Funds

	綜合 Consolidated							總計 Total
	留本基金 Endowment Fund	自資活動 Self-financed Activities	營運儲備 Operation Reserves	獎學金、助學金及貸款基金 Scholarships, Prizes & Bursaries and Loan Funds	研究計劃未用餘額 Unspent Balance for Research	大學基建發展工程基金 University Capital Works Fund	捐款及其他 Donations and Others	
(以港幣千元計) (Expressed in thousands of Hong Kong dollars)								
2023年7月1日結餘	618,514	1,481,881	188,226	257,244	236,716	1,044,633	5,733	(22,678)
轉撥自/(至)全面收益表	62,489	61,227	(13,834)	(18,566)	23,484	30,814	(4,989)	-
換算境外合營機構財務報表之匯兌差額	-	-	-	-	-	-	-	(3,000)
換算境外附屬公司財務報表之匯兌差額	-	-	-	-	-	-	-	(140)
基金相互轉帳(附註)	(15,537)	19,413	15,179	31,683	(4,538)	(9,996)	13,677	-
2024年6月30日結餘	665,466	1,562,521	189,571	270,361	255,662	1,065,451	14,421	(25,818)
2022年7月1日結餘	604,643	1,178,152	179,742	252,975	219,813	839,478	273,263	13,328
轉撥自/(至)全面收益表	29,917	253,121	(11,895)	(24,167)	21,719	45,213	(17,253)	-
換算境外合營機構財務報表之匯兌差額	-	-	-	-	-	-	-	(33,942)
換算境外附屬公司財務報表之匯兌差額	-	-	-	-	-	-	-	(2,064)
基金相互轉帳(附註)	(16,046)	50,608	20,379	28,436	(4,816)	159,942	(250,277)	-
2023年6月30日結餘	618,514	1,481,881	188,226	257,244	236,716	1,044,633	5,733	(22,678)

附註：

Note:

基金相互轉帳金額包括由個別部門向其他部門提供的服務，其費用由一般及發展儲備基金，不同的專用和/或其他基金支付。

Inter-Fund Transfer includes value of services provided by one cost centre to another, which was funded by General and Development Reserve Fund, various Restricted and/or Other Funds.

11.2 專用基金變動(續)

Movements of Restricted Funds (Cont'd)

	大學 University							
	留本基金	自資活動	營運儲備	獎學金、 獎、助學金 及貸款基金	研究計劃 未用餘額	大學基建發 展工程基金	捐款及其他	總計
	Endowment Fund	Self- financed Activities	Operation Reserves	Scholarships, Prizes & Bursaries and Loan Funds	Unspent Balance for Research	University Capital Works Fund	Donations and Others	Total
(以港幣千元計) (Expressed in thousands of Hong Kong dollars)								
2023年7月1日結餘	618,514	1,138,682	188,226	257,244	234,641	1,044,633	(12,641)	3,469,299
轉撥自/(至) 全面收益表	62,489	174,011	(13,834)	(18,566)	23,484	30,814	(4,990)	253,408
基金相互轉帳(附註)	(15,537)	19,413	15,179	31,683	(4,538)	(9,996)	13,677	49,881
2024年6月30日結餘	665,466	1,332,106	189,571	270,361	253,587	1,065,451	(3,954)	3,772,588
2022年7月1日結餘	604,643	937,735	179,742	252,975	217,738	839,478	254,888	3,287,199
轉撥自/(至) 全面收益表	29,917	150,339	(11,895)	(24,167)	21,719	45,213	(17,252)	193,874
基金相互轉帳(附註)	(16,046)	50,608	20,379	28,436	(4,816)	159,942	(250,277)	(11,774)
2023年6月30日結餘	618,514	1,138,682	188,226	257,244	234,641	1,044,633	(12,641)	3,469,299

附註：

 Note:
 基金相互轉撥數額包括由個別部門向其他部門提供的服務，其費用由一般及發展儲備基金、不同的專用和/或其他基金支付。
 Inter-Fund Transfer includes value of services provided by one cost centre to another, which was funded by General and Development Reserve Fund, various Restricted and/or Other Funds.

12. 其他基金

其他基金是指專用基金以外的基金，用於大學的一般活動但並沒有指定用途。各基金簡介見附註12.1，基金的結餘及變動詳列於附註12.2。

12.1 其他基金包括以下各項：

- (a) 配對補助金未用餘額包括多期配對補助金計劃之結餘。根據教資會頒布的現行條例，餘額可作教資會批准之大學活動支出而並無使用期限。
- (b) 留本基金並沒有指定用途，大學只運用基金所賺取之收入用於一般大學活動，並不會動用本金。
- (c) 自資活動的累積盈餘可用於一般沒有指定用途的大學團體及大學活動。
- (d) 捐款及其他基金乃指上述未有包括及並沒有指定用途之基金。

12. Other Funds

Other Funds are funds other than Restricted Funds. They are used to support the University's general activities without designated purposes and are generally grouped into the items as described in Note 12.1. The relevant fund balances with movements are listed in Note 12.2.

12.1 Other Funds are classified under the following items:

- (a) Unspent Balance of Matching Grants represents the total remaining balances of funds from various rounds of the Matching Grant Schemes. According to the prevailing rules and regulations promulgated by the UGC, the balance can be carried forward without time limit for supporting UGC-approved activities of the University.
- (b) Endowment Fund is mainly donations without designated purposes on which the University would keep the principal intact and only use the income generated from the fund to support University's activities in general purposes.
- (c) Self-financed Activities have accumulated surplus to be used on self-financing activities. They are not designated for specific purposes and are used to finance the Group's and the University's activities in general.
- (d) Donations and Others are funds other than those stated above and are to be used without designated purposes.

12.2 其他基金變動

Movements of Other Funds

	綜合 Consolidated					總計
	配對補助金 未用餘額 Unspent Balance of Matching Grants	留本基金 Endowment Fund	自資活動 Self-financed Activities	捐款及其他 Donations and Others	Total	
(以港幣千元計) (Expressed in thousands of Hong Kong dollars)						
2023年7月1日結餘	247,626	283,505	1,622,644	26,874	2,180,649	
轉撥自／(至)全面收益表	(27,259)	21,457	284,888	(6,283)	272,803	
基金相互轉帳(附註)	–	(8,190)	(51,059)	4,826	(54,423)	
2024年6月30日結餘	220,367	296,772	1,856,473	25,417	2,399,029	
2022年7月1日結餘	284,065	279,115	1,264,307	23,540	1,851,027	
轉撥自／(至)全面收益表	(36,439)	12,521	367,887	(2,261)	341,708	
基金相互轉帳(附註)	–	(8,131)	(9,550)	5,595	(12,086)	
2023年6月30日結餘	247,626	283,505	1,622,644	26,874	2,180,649	

附註：

Note:
基金相互轉帳數額包括由個別部門向其他部門提供的服務，其費用由一般及發展儲備基金、不同的專用和／或其他基金支付。
Inter-Fund Transfer includes value of services provided by one cost centre to another, which was funded by General and Development Reserve Fund, various Restricted and/or Other Funds.

12.2 其他基金變動(續)

Movements of Other Funds (Cont'd)

	大學 University					總計
	配對補助金 未用餘額 Unspent Balance of Matching Grants	留本基金 Endowment Fund	自資活動 Self-financed Activities	捐款及其他 Donations and Others	Total	
(以港幣千元計) (Expressed in thousands of Hong Kong dollars)						
2023年7月1日結餘	242,191	283,506	1,648,193	26,488	2,200,378	
轉撥自/(至)全面收益表	(27,259)	21,457	288,858	(6,283)	276,773	
基金相互轉帳(附註)	–	(8,190)	(51,059)	4,826	(54,423)	
2024年6月30日結餘	214,932	296,773	1,885,992	25,031	2,422,728	
2022年7月1日結餘	278,630	279,116	1,285,848	23,154	1,866,748	
轉撥自/(至)全面收益表	(36,439)	12,521	371,895	(2,261)	345,716	
基金相互轉帳(附註)	–	(8,131)	(9,550)	5,595	(12,086)	
2023年6月30日結餘	242,191	283,506	1,648,193	26,488	2,200,378	

附註：

Note:

基金相互轉帳數額包括由個別部門向其他部門提供的服務，其費用由一般及發展儲備基金、不同的專用和/或其他基金支付。

Inter-Fund Transfer includes value of services provided by one cost centre to another, which was funded by General and Development Reserve Fund, various Restricted and/or Other Funds.

13. 投資物業、其他物業及器材 Investment Properties, Other Properties and Equipment

		綜合 Consolidated								
		投資物業 Investment Properties (附註1) (Note 1)	土地及樓宇 Land and Buildings (附註2) (Note 2)	在建工程 Construction in Progress	樓宇服務 系統及器材 Building Service Systems & Equipment	傢俬及裝置 Furniture & Fixtures	器材 Equipment	圖書藏 蒐集 Library Collections	其他物業 及器材合計 Other Properties and Equipment	固定資產 總計 Total Fixed Assets
		(以港幣千元計) (Expressed in thousands of Hong Kong dollars)								
		成本 Cost								
2023年7月1日	At 1 July 2023	278	3,316,607	1,367,248	1,611,453	732,312	1,038,000	580,211	8,645,831	8,646,109
	Exchange Adjustments	-	(203)	-	-	(13)	(80)	-	(296)	(296)
	Additions	-	6,319	742,316	3,097	67,526	128,345	24,380	971,983	971,983
	Transfers	-	495,974	(757,196)	204,606	56,616	-	-	-	-
	Disposals	-	(34,246)	-	(23,713)	(40,554)	(40,382)	-	(138,895)	(138,895)
2024年6月30日	At 30 June 2024	278	3,784,451	1,352,368	1,795,443	815,887	1,125,883	604,591	9,478,623	9,478,901
		累積折舊 Accumulated Depreciation								
2023年7月1日	At 1 July 2023	222	1,543,815	-	1,143,367	545,239	770,066	486,749	4,489,236	4,489,458
	Exchange Adjustments	-	(96)	-	-	(15)	(73)	-	(184)	(184)
	Charge for the year	6	136,786	-	52,586	42,631	111,750	22,137	365,890	365,896
	Written back on Disposals	-	(23,354)	-	(20,888)	(28,813)	(40,274)	-	(113,329)	(113,329)
2024年6月30日	At 30 June 2024	228	1,657,151	-	1,175,065	559,042	841,469	508,886	4,741,613	4,741,841
		帳面淨值 Net Book Value								
2024年6月30日	At 30 June 2024	50	2,127,300	1,352,368	620,378	256,845	284,414	95,705	4,737,010	4,737,060

附註：

Notes:

(1) 大學團體的投資物業包括六個位於香港的停車場作長期投資。於2024年6月30日，大學團體投資物業的公允價值約為500萬元(2023年：596萬元)，大學團體乃以市場比較法釐定，即使用公開的市場資料參考可比較物業近期的每平方呎售價計算公允價值。公允價值計量按《香港財務報告準則》第13號，「公允價值計量」定義之第二級公允價值層級計量。

 (2) The Group's investment properties comprise six car parks located in Hong Kong for long term investment purposes. As at 30 June 2024, the fair value of the Group's investment properties was approximately \$5 million (2023: \$5.96 million), which was determined using market comparison approach by reference to recent sales price of comparable properties on a price per square foot basis using publicly market供大學使用的政府資助租賃土地以名義金額1元列帳。
Leasehold land granted by the Government for usage by the University is recorded at a nominal amount of \$1.

13. 投資物業、其他物業及器材(續)

Investment Properties, Other Properties and Equipment (Cont'd)

		綜合 Consolidated							其他物業 及器材合計 Other Properties and Equipment	固定資產 總計 Total Fixed Assets
		投資物業 Investment Properties (附註1) (Note 1)	土地及樓宇 Land and Buildings (附註2) (Note 2)	在建工程 Construction in Progress	樓宇服務 系統及器材 Building Service Systems & Equipment	傢俬及裝置 Furniture & Fixtures	器材 Equipment	圖書館 蒐集收藏 Library Collections		
	成本 (以港幣千元計) (Expressed in thousands of Hong Kong dollars)									
2022年7月1日	At 1 July 2022	278	3,299,640	582,900	1,601,675	692,940	909,775	558,652	7,645,582	
匯兌調整	Exchange adjustments	-	(2,611)	-	-	(165)	(975)	-	(3,751)	
增加	Additions	-	30,586	847,872	3,950	30,720	148,647	21,559	1,083,334	
轉撥	Transfers	-	47,907	(63,524)	5,828	9,789	-	-	-	
棄置	Disposals	-	(22,558)	-	-	(972)	(19,447)	-	(42,977)	
使用權資產之 修訂	Modification of right-of-use assets	-	(36,357)	-	-	-	-	-	(36,357)	
2023年6月30日	At 30 June 2023	278	3,316,607	1,367,248	1,611,453	732,312	1,038,000	580,211	8,645,831	
累積折舊	Accumulated Depreciation									
2022年7月1日	At 1 July 2022	217	1,459,963	-	1,094,264	512,824	697,943	463,396	4,228,390	
匯兌調整	Exchange adjustments	-	(1,037)	-	-	(130)	(824)	-	(1,991)	
攤銷	Charge for the year	5	107,447	-	49,103	33,410	92,232	23,353	305,545	
棄置撥回	Written back on Disposals	-	(22,558)	-	-	(865)	(19,285)	-	(42,708)	
2023年6月30日	At 30 June 2023	222	1,543,815	-	1,143,367	545,239	770,066	486,749	4,489,236	
帳面淨值	Net Book Value									
2023年6月30日	At 30 June 2023	56	1,772,792	1,367,248	468,086	187,073	267,934	93,462	4,156,595	

13. 投資物業、其他物業及器材 (續) Investment Properties, Other Properties and Equipment (Cont'd)

		大學 University									
	投資物業 Investment Properties (附註1) (Note 1)	土地及樓宇 Land and Buildings (附註2) (Note 2)	在建工程 Construction in Progress	樓宇服務 系統及器材 Building Service Systems & Equipment	傢俱及裝置 Furniture & Fixtures	器材 Equipment	圖書館 蒐集收藏 Library Collections	其他物業 及器材合計 Other Properties and Equipment Sub-total	固定資產 總計 Fixed Assets Total		
										成本 Cost	賬面淨值 Net Book Value
2023年7月1日	278	3,226,140	1,367,248	1,611,453	620,814	1,026,440	580,211	8,432,306	8,432,584		
增加	-	4,513	742,316	3,097	67,439	128,148	24,380	969,893	969,893		
轉撥	-	495,974	(757,197)	204,606	56,617	-	-	-	-		
棄置	-	(33,293)	-	(23,713)	(40,536)	(40,363)	-	(137,905)	(137,905)		
2024年6月30日	278	3,693,334	1,352,367	1,795,443	704,334	1,114,225	604,591	9,264,294	9,264,572		
累積折舊 Accumulated Depreciation											
2023年7月1日	222	1,499,128	-	1,143,367	434,425	759,873	486,749	4,323,542	4,323,764		
攤銷	6	119,198	-	52,586	42,155	111,275	22,137	347,351	347,357		
棄置撥回	-	(22,401)	-	(20,888)	(28,795)	(40,255)	-	(112,339)	(112,339)		
2024年6月30日	228	1,595,925	-	1,175,065	447,785	830,893	508,886	4,558,554	4,558,782		
賬面淨值 Net Book Value											
2024年6月30日	50	2,097,409	1,352,367	620,378	256,549	283,332	95,705	4,705,740	4,705,790		

附註：
Note:

- 大學的投資物業包括六個位於香港的停車場作長期投資。於2024年6月30日，大學投資物業的公允價值約為500萬元(2023年：596萬元)，大學乃以市場比較法釐定，即使用公開的市場資料參考可比較物業近期的每平方呎售價計算公允價值。公允價值計量按《香港財務報告準則》第13號「公允價值計量」定義之第二級公允價值層級計量。
The University's investment properties comprise six car parks located in Hong Kong for long term investment purposes. As at 30 June 2024, the fair value of the University's investment properties was approximately \$5 million (2023: \$5.96 million), which was determined using market comparison approach by reference to recent sales price of comparable properties on a price per square foot basis using publicly market available data by the University. The fair value measurement falls under Level 2 in the fair value hierarchy as defined in HKFRS 13. Fair value measurement. 供大學使用的政府資助租賃土地以名義金額1元列帳。
Leasehold land granted by the Government for usage by the University is recorded at a nominal amount of \$1.
-

13. 投資物業、其他物業及器材 (續)

Investment Properties, Other Properties and Equipment (Cont'd)

		大學 University								固定資產 總計
		投資物業	土地及樓宇	在建工程	樓宇服務 系統及器材	傢俱及裝置	器材	圖書館 蒐集收藏	其他物業 及器材合計	Fixed Assets Total
		Investment Properties	Land and Buildings	Construction in Progress	Building Systems & Equipment	Furniture & Fixtures	Equipment	Library Collections	Properties and Equipment Sub-total	
		(附註1) (Note 1)	(附註2) (Note 2)							
成本	Cost									
2022年7月1日	At 1 July 2022	278	3,192,569	582,900	1,601,675	581,443	897,277	558,652	7,414,516	7,414,794
增加	Additions	–	22,021	847,872	3,950	30,512	148,563	21,559	1,074,477	1,074,477
轉撥	Transfers	–	47,907	(63,524)	5,828	9,789	–	–	–	–
棄置	Disposals	–	–	–	–	(930)	(19,400)	–	(20,330)	(20,330)
使用權資產之 修訂	Modification of right-of-use assets	–	(36,357)	–	–	–	–	–	(36,357)	(36,357)
2023年6月30日	As at 30 June 2023	278	3,226,140	1,367,248	1,611,453	620,814	1,026,440	580,211	8,432,306	8,432,584
累積折舊	Accumulated Depreciation									
2022年7月1日	As at 1 July 2022	217	1,408,280	–	1,094,264	402,309	687,784	463,396	4,056,033	4,056,250
攤銷	Charge for the year	5	90,848	–	49,103	32,939	91,327	23,353	287,570	287,575
棄置撥回	Written back on Disposals	–	–	–	–	(823)	(19,238)	–	(20,061)	(20,061)
2023年6月30日	As at 30 June 2023	222	1,499,128	–	1,143,367	434,425	759,873	486,749	4,323,542	4,323,764
帳面淨值	Net Book Value									
2023年6月30日	As at 30 June 2023	56	1,727,012	1,367,248	468,086	186,389	266,567	93,462	4,108,764	4,108,820

13. 投資物業、其他物業及器材(續)**Investment Properties, Other Properties and Equipment (Cont'd)**

使用權資產

Right-of-use assets

按相關資產分類的使用權資產的賬面淨值分析如下：

The analysis of net book value of right-of-use assets by class of underlying asset is as follows:

	綜合 Consolidated		大學 University	
	2024年 6月30日 30 June 2024	2023年 7月1日 1 July 2023	2024年 6月30日 30 June 2024	2023年 7月1日 1 July 2023
(以港幣千元計) (Expressed in thousands of Hong Kong dollars)				
其他自用租賃物業，按折舊成本列賬	Other properties leased for own use, carried at depreciated cost			
	23,906	50,187	10,588	22,392

在截至2024年6月30日止年度，大學團體及大學使用權資產增添分別為283萬元(2023年：2,461萬元)及102萬元(2023年：1,605萬元)，已包含在附註13土地及樓宇內。在新租賃合約下，其金額主要為被資本化之應付租賃款項。

During the year ended 30 June 2024, additions to right-of-use assets of the Group and the University were \$2.83 million and \$1.02 million (2023: \$24.61 million and \$16.05 million) respectively was included in Land and Buildings under Note 13. The amount primarily related to the capitalised lease payments payable under new tenancy agreements.

租賃現金流出總額詳情及租賃負債到期分析分別載於附註19(c)及25。

Details of total cash outflow for leases and the maturity analysis of lease liabilities are set out in Notes 19(c) and 25, respectively.

大學團體已透過租賃協議獲得將物業用作其辦公室物業。租賃一般初步為期1至2年。

The Group has obtained the right to use other properties as its offices premises through tenancy agreements. The leases typically run for an initial period of 1 to 2 years.

13. 投資物業、其他物業及器材(續)

Investment Properties, Other Properties and Equipment (Cont'd)

使用權資產(續)

Right-of-use assets (Cont'd)

有關全面收益表確認之租賃之支出項目分析如下：

The analysis of expense items in relation to leases recognised in Statement of Comprehensive Income is as follows:

(以港幣千元計) (Expressed in thousands of Hong Kong dollars)		綜合 Consolidated		大學 University	
		2024	2023	2024	2023
按相關資產分類的 使用權資產 之折舊費用：	Depreciation charge of right-of-use assets by class of underlying asset:				
其他自用租賃物業	Other properties leased for own use	30,272	22,868	13,847	7,938
租賃負債之利息	Interest on lease liabilities	1,944	2,394	1,228	1,692
有關短期租賃或其他 租賃之支出	Expenses relating to short-term leases	480	1,155	480	1,155
有關非短期租賃低價 值資產租賃之支出	Expenses relating to leases of low value assets that are not short term leases	173	158	173	158

14. 於附屬公司之投資

Investment in Subsidiaries

(以港幣千元計) (Expressed in thousands of Hong Kong dollars)	大學 University	
	2024	2023
非上市股票，成本值(附註16.1) Unlisted shares, at cost (Note 16.1)	100	100

以下列表載有大學附屬公司的詳情。除另外呈報，所持有之股份均為普通股。此等均為附註1(d)所定義的受控制附屬公司並已綜合在大學團體的財務報表內。

The following list contains the particulars of the University's subsidiaries. The class of shares held is ordinary unless otherwise stated. All of these are controlled subsidiaries as defined under Note 1(d) and have been consolidated into the Group's financial statements.

公司名稱 Name of Company	發行及繳付 股本詳情 Particulars of Issued and Paid-up Capital	持有權益之比率 Proportion of Ownership Interest			主要業務 Principal Activity
		大學所佔 實際權益 University's Effective Interest	大學 持有 Held by the University	附屬公司 持有 Held by Subsidiary	
(a) 註冊成立及營運地區：香港 Place of incorporation and operation: Hong Kong					
HKBU Holdings Limited*	2股 2 shares	100%	100%	–	控股公司 Holding Company
浸大科研顧問有限公司* HKBU Science Consultancy Company Limited*	100,000股 100,000 shares	100%	100%	–	科研及顧問服務 Scientific Research and Consultancy Services
浸大中醫藥研究所有限公司* Institute for the Advancement of Chinese Medicine (IACM) Limited*	2股 2 shares	100%	–	100%	中醫藥研究及開發 Chinese Medicine Research and Development
生駿有限公司* Smartlife Limited*	2股 2 shares	100%	–	100%	持控物業 Property Holding
BUCM Limited*	有限擔保 Limited by guarantee	100%	–	100%	中醫藥研究 Chinese Medicine Research
香港創意藝術中心有限公司* Hong Kong Creative Arts Centre Limited*	有限擔保 Limited by guarantee	100%	100%	–	推廣及發展創意藝術 Promotion and Development of Creative Arts

* 非由畢馬威會計師事務所審核。
Not audited by KPMG.

14. 於附屬公司之投資(續)

Investment in Subsidiaries (Cont'd)

公司名稱	發行及繳付 股本詳情 Particulars of Issued and Paid-up Capital	持有權益之比率			主要業務 Principal Activity
		Proportion of Ownership Interest			
		大學所佔 實際權益 University's Effective Interest	大學 持有 Held by the University	附屬公司 持有 Held by Subsidiary	
(a) 註冊成立及營運地區：香港(續)					
Place of incorporation and operation: Hong Kong (Cont'd)					
香港浸會大學投資有限公司*(附註) Hong Kong Baptist University Investment Limited* (Note)	2股 2 shares	50%	50%	–	控股公司 Holding Company
浸大科研發展有限公司* HKBU R&D Licensing Limited*	1股 1 share	100%	100%	–	知識產權商品化及貿易 Intellectual Properties Commercialisation and Trading
(b) 註冊成立及營運地區：中國					
Place of incorporation and operation: PRC					
香港浸會大學深圳研究院* Institute for Research and Continuing Education*	不適用 N/A	100%	100%	–	培訓及研究 Training and Research
浸大資訊顧問(深圳)有限公司* BU Consultancy (Shenzhen) Limited*	600萬元 \$6 million	100%	–	100%	顧問服務 Consultancy Service
常熟浸大科技有限公司*(附註) Changshu HKBU Technology Company Limited* (Note)	2,500萬元 \$25 million	50%	–	100%	研發及顧問服務 Research and Consultancy Service

* 非由畢馬威會計師事務所審核。
Not audited by KPMG.

附註：

Note:

香港浸會大學投資有限公司(「該公司」)之50%股權由第三方持有。然而，根據認購及股東協議(「協議」)，大學於該公司董事會擁有大多數席位，並唯一獲賦予權力管理及營運該公司。第三方無權享有該公司的任何盈利或資產(協議中規定若干資產之權益除外)，亦毋須就該公司的任何虧損或負債承擔責任。

50% of the equity interest of Hong Kong Baptist University Investment Limited (the "Company") was held by third party. According to the Subscription & Shareholders' Agreement (the "Agreement"), the University has a majority of the Company's board of directors and is solely empowered to manage and operate the Company. The third party shall neither be entitled to any profit or assets (save and except for interest in certain assets as defined in the Agreement) nor be liable for any loss or liabilities of the Company.

15. 於合營機構之權益

Interests in Joint Ventures

	綜合 Consolidated		大學 University	
	2024	2023	2024	2023
(以港幣千元計) (Expressed in thousands of Hong Kong dollars)				
非上市股份，成本值 Unlisted Shares, at cost	–	–	146,042	146,042
應佔之資產淨值 Share of Net Assets	341,268	457,164	–	–

附註1(e)內界定之合營機構資料如下：

The following are particulars of the joint ventures as defined under Note 1(e):

合營機構名稱 Name of Joint Ventures	註冊成立 及營業地點 Place of Incorporation and Operation	實收資本詳情 Particulars of Paid Up Capital	投票權 之比率 Proportion of Voting Right	持有權益 之比率 Share of Interest	主要業務 Principal Activity
			大學團體 及大學 The Group and the University	大學團體 及大學 The Group and the University	
浸會中醫藥研究中心有限公司* Baptist Chinese Medicine Research Centre Limited*	香港 Hong Kong	有限擔保 Limited by Guarantee	50%	50%	中醫藥研究 Chinese Medicine Research
北京師範大學－香港浸會大學 聯合國際學院(附註) Beijing Normal University-Hong Kong Baptist University United International College (Note)	中國 PRC	人民幣 1.45億元 RMB145 million	50%	Note	提供高等 教育 Provision of Higher Education

* 非由畢馬威會計師事務所審核。
Not audited by KPMG.

附註：

Note:

北京師範大學－香港浸會大學聯合國際學院(簡稱「北師港浸大」)，由北京師範大學(簡稱「北師大」)和香港浸會大學(簡稱「浸會大學」)合作創辦。根據成立北師港浸大的合辦協議書，校董會(北師港浸大的管治組織)由北師大和浸會大學指派同等數量的代表所組成。由於浸會大學和北師港浸大均不能獨自操控校董會，大學把北師港浸大的投資視作於合營機構中之權益。北師港浸大為民辦非企業單位，並在中國註冊成立，其主要業務為提供高等教育。根據中國現行法規，浸會大學和北師大對北師港浸大(在中國設立的非營利企業)的剩餘資產享有權將受到限制。因此，管理層認為投資回報將應根據雙方協定的服務費收入形式實現。截至2024年6月30日止年度，確認服務費收入為954萬元(2023年：981萬元)。

Beijing Normal University – Hong Kong Baptist University United International College (“UIC”) was co-founded by the Beijing Normal University (“BNU”) and Hong Kong Baptist University (“HKBU”). According to the Collaborative Agreement on the establishment of UIC, its governing board (which is the governing body of UIC) would have equal number of representatives from BNU and HKBU. As neither HKBU nor BNU has the ability to control the governing board of UIC, the University has therefore accounted for its investment in UIC as a joint venture. UIC is incorporated in the PRC and is a Private Non-Corporate Entity. Its principal activity is provision of higher education. According to existing PRC regulations, there are restrictions on HKBU and BNU’s entitlement to the residual assets of UIC, a non-profit making enterprise established in PRC. Therefore, the management considered that the return on investment is expected to be realised in the form of service fee income based on the mutually agreed arrangements. During the year ended 30 June 2024, service fee income of \$9.54 million (2023: \$9.81 million) was recognised.

15. 於合營機構之權益(續)

Interests in Joint Ventures (Cont'd)

(以港幣千元計) (Expressed in thousands of Hong Kong dollars)		2024	2023
合營機構的財務資料摘要 Summary Financial Information of Joint Ventures			
非流動資產	Non-Current Assets	2,768,497	2,301,427
流動資產	Current Assets	914,032	408,761
流動負債	Current Liabilities	(1,662,068)	(726,252)
非流動負債	Non-Current Liabilities	(1,468,099)	(1,526,772)
資產淨值	Net Assets	552,362	457,164
收入	Income	1,102,594	1,028,372
支出	Expenditure	(1,003,554)	(925,750)
本年度收益	Income for the Year	99,040	102,622
非控股權益	Non-controlling Interests	–	(991)
全面收益總額	Total Comprehensive Income	99,040	101,631
大學團體所佔實際權益 應佔之資產淨值	Group's Effective Interest Share of Net Assets	341,268	457,164
應佔之成果	Share of Results	3	101,631
減值損失	Impairment Loss	(112,899)	–
其他全面損失	Other Comprehensive Loss	(3,000)	(33,942)
全面(虧損)/收益總額	Total Comprehensive (Loss)/Income	(115,896)	67,689

附註：

Note:

合營機構乃按權益法於大學團體之綜合財務報表中入帳，並視為非個別重大合營機構。

The joint ventures are accounted for using the equity method in the Group's consolidated financial statements and considered to be not individually material.

在截至2024年6月30日的年度，大學團體對其在北師港浸大的投資作出了1.13億元的減值損失準備(2023年：零)。該減值損失準備是根據對北師港浸大的帳面價值與可收回金額作出全面的評估。主要的減值損失是由於從北師港浸大的收費模式發生了改變，導致可收回的金額降低。除此之外，大學團體亦決定截至2024年6月30日止年度起停止分享北師港浸大經營成果。

During the year ended 30 June 2024, the Group made an impairment provision of \$112.9 million (2023: Nil) against its interest in UIC. The provision was made following a thorough impairment assessment conducted on the carrying amount in UIC against the recoverable amount. The impairment loss was primarily due to a change in the service fee model from UIC, which led in a reduction of recoverability of the carrying amounts. In addition, the Group decided to cease the sharing of results from the operation of UIC starting from the year ended 30 June 2024.

16. 投資

Investments

		綜合 Consolidated		大學 University	
(以港幣千元計) (Expressed in thousands of Hong Kong dollars)		2024	2023	2024	2023
16.1 非流動投資	Non-Current Investments				
按攤銷成本計量的 財務資產	Financial assets measured at amortised cost				
於附屬公司之投資 (附註14)	Investment in Subsidiaries (Note 14)	–	–	100	100
給予附屬公司之貸款 (附註(i))	Loans to Subsidiaries (Note (i))	–	–	3,750	3,750
		–	–	3,850	3,850
按公允值計入損益的 財務資產	Financial assets measured at FVPL				
非上市股本投資 (附註(ii))	Unlisted Equity Investments (Note (ii))	6,611	6,685	6,611	6,685
非流動投資合計	Total Non-Current Investments	6,611	6,685	10,461	10,535
16.2 流動投資	Current Investments				
按公允值計入損益的 財務資產	Financial assets measured at FVPL				
可買賣證券	Trading Securities				
債券	Debt Securities	1,749,451	1,657,727	1,749,451	1,657,727
股票	Equity Securities	1,338,446	1,172,850	1,338,446	1,172,850
衍生金融工具之 資產	Derivative Financial Instruments Assets	6,110	256	6,110	256
投資基金 (附註16.3)	Investment Funds (Note 16.3)	1,876,238	1,818,038	1,876,238	1,818,038
金融流動資產投資 總額	Total Financial Current Assets in Investments	4,970,245	4,648,871	4,970,245	4,648,871
投資總額	Total Investments	4,976,856	4,655,556	4,980,706	4,659,406

16. 投資(續)

Investments (Cont'd)

附註：

Notes:

- (i) 其中200萬元(2023年：200萬元)的貸款按年複利率8%(2023年：8%)計息、無抵押及按要求償還。另外175萬元(2023年：175萬元)貸款為無利息、無抵押及按要求償還。兩項貸款均不預期在一年內償還。

One of the loan amounting to \$2.0 million (2023: \$2.0 million) bears interest rate at 8% (2023: 8%) per annum, compounded annually, is unsecured and recoverable on demand. Another loan amounting to \$1.75 million (2023: \$1.75 million) is interest free, unsecured and recoverable on demand. Both loans are not expected to be recovered within one year.

- (ii) 大學持有一股面值500元(2023年：一股面值500元)之大學聯合電腦中心有限公司股份，相等於該公司股本之12.5%。該公司主要提供電腦服務予教資會資助的香港高等教育院校。

The University holds 1 share of \$500 (2023: 1 share of \$500), representing 12.5% of the share capital of Joint Universities Computer Centre Limited, a company providing computer services for the UGC-funded Higher Educational Institutions in Hong Kong.

The University holds 1 share of \$500 (2023: 1 share of \$500), representing 12.5% of the share capital of Joint Universities Computer Centre Limited, a company providing computer services for the UGC-funded Higher Educational Institutions in Hong Kong.

The University has a 12.5% (2023: 12.5%) interest, without investment cost, in Joint University Programmes Admissions System ("JUPAS") which was incorporated on 18 September 1990 as a company limited by guarantee. The purpose of the company is to administer and operate the joint admissions system for and on behalf of each member of the JUPAS.

16.3 投資基金的權益

Interest in Investment Funds

大學團體基於下列原因，決定其未綜合入帳之非上市開放式投資基金符合結構實體之定義：

- 於該等基金的表決權只與行政事務有關，並非決定該基金由誰控制的主導權利；
- 每種基金的活動均受其各自的章程所限制；及
- 該等基金有狹隘而定義明確的目標，以提供投資機會予投資者。

The Group has concluded that the unlisted open-ended investment funds in which it invests, are not consolidated, meet the definition of structured entities because:

- The voting rights in the funds are not dominant rights in deciding who controls them because the rights related to administrative tasks only;
- each fund's activities are restricted by its prospectus; and
- the funds have narrow and well-defined objectives to provide investment opportunities to investors.

下表描述大學團體及大學未綜合入帳但持有權益的結構實體之種類。

The table below describes the types of structured entities that the Group and the University does not consolidate but in which it holds an interest.

結構實體類別	性質和用途	大學團體及大學持有的權益
Type of Structure Entity	Nature and Purpose	Interest Held by the Group and the University
投資基金 Investment funds	以代表第三方投資者管理資產及為投資經理產生管理收費 To manage assets on behalf of third party investors and generate fees for the investment managers.	投資由基金所發行的單位 Investments in units issued by the funds.
	此工具由向投資者發行的單位所集資 These vehicles are financed through the issue of units to investors.	

16.3 投資基金的權益(續)

Interest in Investment Funds (Cont'd)

大學擁有投資於下列資產類別投資基金的權益。這些投資基金的目的是為大學賺取投資收入。這些投資基金由專業基金經理所管理。

The University holds interest in investment funds investing in the following asset classes. The purpose of these investment funds is to generate investment income for the University. These investment funds are managed by professional fund managers.

下表列出大學團體及大學於投資基金擁有的權益。最大的虧損風險為持有之金融資產的帳面值：

The table below sets out interest held by the Group and the University in investment funds. The maximum exposure to loss is the carrying amount of the financial assets held:

		綜合及大學 Consolidated and University		
		2024年6月30日 30 June 2024		
投資基金類別：	所投資 基金數目	總資產淨值	以公允價值計入 全面收益表中收入或 支出的投資帳面值	
Investment fund classes:	Number of Investee Funds	Total Net Assets	Carrying Amount included in investments at Fair Value through Statement of Comprehensive Income as Income or Expenditure	
(以港幣千元計) (Expressed in thousands of Hong Kong dollars)				
股票基金	Equity Fund	2	46,870,053	555,709
對沖基金	Hedge Fund	1	61,460,704	798,335
多元資產基金	Multi-asset Fund	1	2,049,738	522,194
總數	Total			1,876,238

		綜合及大學 Consolidated and University		
		2023年6月30日 30 June 2023		
投資基金類別：	所投資 基金數目	總資產淨值	以公允價值計入 全面收益表中收入或 支出的投資帳面值	
Investment fund classes:	Number of Investee Funds	Total Net Assets	Carrying Amount included in investments at Fair Value through Statement of Comprehensive Income as Income or Expenditure	
(以港幣千元計) (Expressed in thousands of Hong Kong dollars)				
股票基金	Equity Fund	2	61,931,302	488,505
對沖基金	Hedge Fund	1	62,726,078	730,924
多元資產基金	Multi-asset Fund	1	1,876,002	598,609
總數	Total			1,818,038

16.3 投資基金的權益(續)

Interest in Investment Funds (Cont'd)

以上所有投資基金都是被動式投資。大學團體及大學沒有控制、影響或提供任何財務支援給以上任何基金。

All the above investment funds are passive investments only. The Group and the University has no control of, influence on or financial support to any of these funds.

總淨資產估值是由基金經理提供最接近真實價值的估價。

The total net asset values are the best estimations obtained from various fund managers.

大學團體及大學可隨時提請贖回上述投資基金。

The Group and the University can redeem units in the above investment funds upon request.

16.4 特定工具

Specific Instruments

(a) 期貨及遠期合約

Futures and forward contracts

期貨及遠期合約是承諾要在指定的未來日期以特定價格購買或出售一指定的金融工具、貨幣、商品或指數，並以現金或其他金融資產結算。期貨合約涉及的信用風險很小，因為對手是期貨交易所。遠期合約則承受交易對手的信用風險。

Futures and forward contracts are commitments either to purchase or sell a designated financial instrument, currency, commodity or an index at a specified future date for a specified price and may be settled in cash or another financial asset. Futures contracts have little credit risk because the counterparties are futures exchanges. Forward contracts result in credit exposure to the counterparties.

期貨及遠期合約承受的市場風險基於合約金額的市場價格變化。市場風險來自相關工具的外匯匯率、指數和證券價格的可能變動。此外，由於低差值的保證金通常與名義合約金額相關，高度的槓桿效應可能是典型的期貨或遠期交易帳戶。因此，相對較小的價格變動可能會導致大學團體相關期貨或遠期合約有重大損失。遠期合約一般承受流動資金風險。

Futures and forward contracts both result in exposure to market risk based on changes in market prices relative to contracted amounts. Market risks arise due to the possible movement in foreign currency exchange rates, indices, and securities' values underlying these instruments. In addition, because of the low margin deposits normally required in relation to notional contract sizes, a high degree of leverage may be typical of a futures or forward trading account. As a result, a relatively small price movement in an underlying asset of futures or forward contracts may result in substantial losses to the Group. Forward contracts are generally subject to liquidity risk.

名義金額是以證券交易所指數、股份和外幣的參考金額，即大學團體期貨及遠期合約的交易所在地之公允價值。雖然名義金額不表示當前的公允價值及並不一定表示大學團體期貨和遠期合約的未來現金流量，但與名義金額指定變數之相關的基礎價格變動影響這些衍生金融工具的公允價值。

Notional amounts are the underlying reference amounts to stock exchange indices, equities and foreign currencies upon which the fair value of the futures, and forward contracts traded by the Group are based. While notional amounts do not represent the current fair value and are not necessarily indicative of the future cash flows of the Group's futures and forward contracts, the underlying price changes in relation to the variables specified by the notional amounts affect the fair value of these derivative financial instruments.

大學團體和大學有若干美元、澳元、英鎊和歐元之間的外幣合約。

The Group and the University have certain foreign currency contracts between USD and AUD, GBP, EUR, etc.

16.4 特定工具(續)

Specific Instruments (Cont'd)

(b) 掉期協議
Swap agreements

掉期協議包括由大學團體與另一方的各自承諾支付或收取的現金流量交換。掉期協議和類似交易可以單獨協商和整合成于各種不同類型的投資或市場因素。根據其結構，掉期協議可能增加或減少大學團體面對長期或短期利率、外幣價值、抵押貸款證券，企業的借款利率或其他因素，如證券價格，通貨膨脹率或指數或一個或多個證券波動性的風險。

A swap involves the exchange by the Group with another party of their respective commitments to pay or receive cash flows. Swap agreements and similar transactions can be individually negotiated and structured to include exposure to a variety of different types of investments or market factors. Depending on their structures, swap agreements may increase or decrease the Group's exposure to long-term or short-term interest rates, foreign currency values, mortgage securities, corporate borrowing rates, or other factors such as security prices, inflation rates or the volatility of an index or one or more securities.

17. 應收帳款、預付帳款及按金

Accounts Receivable, Prepayments and Deposits

		綜合 Consolidated		大學 University	
(以港幣千元計) (Expressed in thousands of Hong Kong dollars)		2024	2023	2024	2023
應收帳款	Accounts Receivable	154,860	156,442	163,637	164,147
預付帳款	Prepayments	13,151	35,324	30,335	34,878
水、電、煤氣及其他按金	Utility and Other Deposits	32,711	14,508	12,660	12,132
		200,722	206,274	206,632	211,157

應收帳款之收款期為一年內並預期可在一年內收回。大部份之預付帳款可將在一年內確認為開支。大學團體及大學均認為可回收該等應收款項。因經評估的信用風險並不重大，故於2024年6月30日並未確認任何虧損撥備。

The repayment terms of accounts receivable are within one year and expected to be recovered within one year. The majority of prepayments will be recognised as expenses within one year. The Group and the University are satisfied that the receivables are likely to be recoverable. No loss allowance was recognised as at 30 June 2024 as the credit risk was assessed immaterial.

17. 應收帳款、預付帳款及按金 (續)**Accounts Receivable, Prepayments and Deposits (Cont'd)**

應收附屬公司及合營公司帳款均為免息、無抵押及按要求償還。(見附註30(b))

The amounts due from subsidiaries and a joint venture are interest-free, unsecured and repayable on demand. (see Note 30(b))

18. 定期存款**Term Deposits**

於2024年6月30日，兩項共430萬元(2023年：440萬元)的定期存款抵押予銀行作為大學團體之電費按金及信用狀的抵押品。

As at 30 June 2024, two term deposits amounted to \$4.3 million (2023: \$4.4 million) were pledged to a bank in lieu of the electricity deposits and letter of credit for the Group.

19. 現金及等同現金及其他現金流量資料**Cash and Cash Equivalents and Other Cash Flow Information**

(a) 現金及等同現金包括：

Cash and Cash equivalents comprise:

(以港幣千元計) (Expressed in thousands of Hong Kong dollars)		綜合 Consolidated		大學 University	
		2024	2023	2024	2023
現金及銀行結存	Cash on Hand and Balances with Banks	647,190	393,487	602,008	345,859
短期存款	Short-term Deposits	8,629	14,062	8,400	14,062
		655,819	407,549	610,408	359,921

(b) 下表為來自大學團體及大學融資活動的負債變動詳情，包括現金及非現金變動。來自融資活動的負債指現金流量或未來現金流量於現金流量表分類為來自融資活動現金流量的負債。

The table below details changes in the Group's and University's liabilities from financing activities, including both cash and non-cash changes. Liabilities arising from financing activities are liabilities for which cash flows were, or future cash flows will be, classified in the cash flow statement as cash flows from financing activities.

19. 現金及等同現金及其他現金流量資料(續) Cash and Cash Equivalents and Other Cash Flow Information (Cont'd)

(b) (續) (Cont'd)

		綜合 Consolidated			
		政府貸款 Government Loans (附註 26.1) (Note 26.1)	銀行貸款 Bank Loans	租賃負債 Lease Liabilities (附註 25) (Note 25)	總計 Total
(以港幣千元計) (Expressed in thousands of Hong Kong dollars)					
於2023年7月1日	As at 1 July 2023	105,411	–	54,979	160,390
融資活動之轉變：	Changes from Financing Cash Flows:				
已付租賃租金之 資本部份	Capital Element of Lease Rentals Paid	–	–	(29,554)	(29,554)
已付租賃租金之 利息部份	Interest Element of Lease Rentals Paid	–	–	(1,944)	(1,944)
融資活動之轉變總額	Total Changes from Financing Cash Flows	–	–	(31,498)	(31,498)
其他轉變：	Other Changes:				
年內因簽定新租約而 產生之租賃負債之 增加	Increase in Lease Liabilities from Entering into New Leases During the Year	–	–	2,830	2,830
利息	Interest Expenses	2,520	–	1,944	4,464
		2,520	–	4,774	7,294
於2024年6月30日	As at 30 June 2024	107,931	–	28,255	136,186
於2022年7月1日	As at 1 July 2022	102,950	3,285	93,975	200,210
融資活動之轉變：	Changes from Financing Cash Flows:				
償還貸款	Repayment of Loans	–	(3,285)	–	(3,285)
貸款利息	Interest Expenses of Loans	–	(38)	–	(38)
已付租賃租金之 資本部份	Capital Element of Lease Rentals Paid	–	–	(23,388)	(23,388)
已付租賃租金之 利息部份	Interest Element of Lease Rentals Paid	–	–	(2,394)	(2,394)
融資活動之轉變總額	Total Changes from Financing Cash Flows	–	(3,323)	(25,782)	(29,105)
其他轉變：	Other Changes:				
租賃修訂	Lease Modification	–	–	(40,220)	(40,220)
公允價值調整	Fair Value Adjustment	–	–	(40,220)	(40,220)
年內因簽定新租約而 產生之租賃負債之 增加	Increase in Lease Liabilities from Entering into New Leases During the Year	–	–	24,612	24,612
利息	Interest Expenses	2,461	38	2,394	4,893
		2,461	38	(13,214)	(10,715)
於2023年6月30日	As at 30 June 2023	105,411	–	54,979	160,390

19. 現金及等同現金及其他現金流量資料(續)

Cash and Cash Equivalents and Other Cash Flow Information (Cont'd)

(b) (續) (Cont'd)

		大學 University			
		政府貸款 Government Loans	銀行貸款 Bank Loans	租賃負債 Lease Liabilities	總計 Total
		(附註 26.1) (Note 26.1)		(附註 25) (Note 25)	
(以港幣千元計) (Expressed in thousands of Hong Kong dollars)					
於2023年7月1日	As at 1 July 2023	105,411	–	26,695	132,106
融資活動之轉變：	Changes from Financing Cash Flows:				
已付租賃租金之 資本部份	Capital Element of Lease Rentals Paid	–	–	(13,215)	(13,215)
已付租賃租金之 利息部份	Interest Element of Lease Rentals Paid	–	–	(1,228)	(1,228)
融資活動之轉變總額	Total Changes from Financing Cash Flows	–	–	(14,443)	(14,443)
其他轉變：	Other Changes:				
年內因簽定新租約而 產生之租賃負債之 增加	Increase in Lease Liabilities from Entering into New Leases During the Year	–	–	1,024	1,024
利息	Interest Expenses	2,520	–	1,228	3,748
		2,520	–	2,252	4,772
於2024年6月30日	As at 30 June 2024	107,931	–	14,504	122,435
於2022年7月1日	As at 1 July 2022	102,950	3,285	59,062	165,297
融資活動之轉變：	Changes from Financing Cash Flows:				
償還貸款	Repayment of Loans	–	(3,285)	–	(3,285)
貸款利息	Interest Expenses on Loans	–	(38)	–	(38)
已付租賃租金之 資本部份	Capital Element of Lease Rentals Paid	–	–	(8,194)	(8,194)
已付租賃租金之 利息部份	Interest Element of Lease Rentals Paid	–	–	(1,692)	(1,692)
融資活動之轉變總額	Total Changes from Financing Cash Flows	–	(3,323)	(9,886)	(13,209)
其他轉變：	Other Changes:				
租賃修訂	Lease Modification	–	–	(40,220)	(40,220)
公允價值調整	Fair Value Adjustment	–	–	(40,220)	(40,220)
年內因簽定新租約而 產生之租賃負債之 增加	Increase in Lease Liabilities from Entering into New Leases During the Year	–	–	16,047	16,047
利息	Interest Expenses	2,461	38	1,692	4,191
		2,461	38	(22,481)	(19,982)
於2023年6月30日	As at 30 June 2023	105,411	–	26,695	132,106

19. 現金及等同現金及其他現金流量資料(續)

Cash and Cash Equivalents and Other Cash Flow Information (Cont'd)

(c) 租賃現金流出總額

Total cash outflow for leases

現金流量表中包括以下各項租賃款項：

Amounts included in the cash flow statement for leases comprise the following:

		綜合 Consolidated		大學 University	
(以港幣千元計) (Expressed in thousands of Hong Kong dollars)		2024	2023	2024	2023
包含在營運活動 現金流	Within operating cash flows	653	1,313	653	1,313
包含在融資活動 現金流	Within financing cash flows	31,498	25,782	14,443	9,886
已付租金	Lease rentals paid	32,151	27,095	15,096	11,199

20. 遞延收入

Deferred Income

		綜合 Consolidated		大學 University	
(以港幣千元計) (Expressed in thousands of Hong Kong dollars)		2024	2023	2024	2023
流動負債	Current Liabilities				
遞延政府撥款及捐款 (附註20.1)	Deferred Government Subventions and Donations (Note 20.1)	1,585,921	1,627,187	1,573,455	1,612,221
其他遞延收入	Other Deferred Income	12,062	16,521	12,058	16,521
		1,597,983	1,643,708	1,585,513	1,628,742
非流動負債	Non-Current Liabilities				
遞延政府撥款及捐款 (附註20.1)	Deferred Government Subventions and Donations (Note 20.1)	185,248	645,408	185,248	645,408
其他遞延收入	Other Deferred Income	7,199	10,755	7,199	10,755
		192,447	656,163	192,447	656,163
總計	Total	1,790,430	2,299,871	1,777,960	2,284,905

20.1 遞延政府撥款及捐款

Deferred Government Subventions and Donations

	Consolidated										
	流動負債 Current Liabilities					非流動負債 Non-Current Liabilities					總計 Total
	整體撥款	配對補助金/ 科研配對 補助金	特定撥款 Earmarked Grants	其他 Others	基建項目及 改建、加建及 改善工程撥款	政府及 有關機構 撥款	捐款及 其他	總計	基建項目及 改建、加建及 改善工程撥款	總計	
	Block Grants	Matching Grants/ Research Matching Grants	研究 Research	其他 Others	Capital Grants and AA & I Block Allocation	Grants from Government and Related Organisations (附註) (Note)	Donations and Others	Total	Capital Grants and AA & I Block Allocation	Total	
(以港幣千元計) (Expressed in thousands of Hong Kong dollars)											
2023年7月1日結餘	100,420	354,485	121,069	84,239	43,103	(9,407)	933,278	1,627,187	645,408	2,272,595	
已收/應收款項	1,295,607	11,996	96,648	101,954	96,873	102,416	281,572	1,987,066	20,112	2,007,178	
年內確認收入	(1,279,221)	(17,546)	(82,174)	(92,893)	-	(104,708)	(83,895)	(1,660,437)	-	(1,660,437)	
轉撥至遞延基建撥款(附註27)	(56,539)	(26,053)	(51)	(218)	(93,302)	(8,276)	(183,456)	(367,895)	(480,272)	(848,167)	
2024年6月30日結餘	60,267	322,882	135,492	93,082	46,674	(19,975)	947,499	1,585,921	185,248	1,771,169	
2022年7月1日結餘	141,347	231,340	112,423	81,160	87,702	(22,874)	773,205	1,404,303	949,786	2,354,089	
已收/應收款項	1,271,376	137,714	85,283	96,870	51,881	111,930	390,503	2,145,577	27,095	2,172,672	
年內確認收入	(1,252,873)	(12,063)	(75,384)	(93,173)	(2)	(87,895)	(88,967)	(1,610,357)	-	(1,610,357)	
轉撥至遞延基建撥款(附註27)	(59,430)	(2,506)	(1,253)	(618)	(96,478)	(10,588)	(141,463)	(312,336)	(331,473)	(643,809)	
2023年6月30日結餘	100,420	354,485	121,069	84,239	43,103	(9,407)	933,278	1,627,187	645,408	2,272,595	

附註：

Note:

農業特種發展基金資助大學一個命名為「推廣本地有機農業及建立有機認證專業影像計劃」的項目。截至2024年6月30日止年度該項目的收入和支出分別為零(2022-23年度：378萬元)及零(2022-23年度：344萬元)。

The Sustainable Agricultural Development Fund funded a project titled "Promotion of local organic agriculture and image-building of professional organic certification". During the year ended 30 June 2024, the income and expenditure of the activity were nil (2022-23: \$3.78 million) and nil (2022-23: \$3.44 million) respectively.

20.1 遞延政府撥款及捐款 (續)

Deferred Government Subventions and Donations (Cont'd)

		流動負債 Current Liabilities						非流動負債 Non-Current Liabilities				總計 Total
		配對補助金/ 科研配對 補助金	特定撥款 Earmarked Grants	基建項目及 改建、加建及 改善工程撥款	政府及 有關機構 撥款	捐款及 其他	總計	基建項目及 改建、加建及 改善工程撥款	Capital Grants and AA & I Block Allocation	Donations and Others	Total	
		Block Grants	Research	Other	Grants from Government and Related Organisations (附註1)	Total						
(以港幣千元計)												
(Expressed in thousands of Hong Kong dollars)												
2023年7月1日結餘		100,420	121,069	84,239	43,103	(9,407)	918,312	645,408			1,612,221	2,257,029
已收/應收款項		1,295,607	96,648	101,954	96,873	102,416	274,485	20,112			1,979,979	2,000,091
年內確認收入		(1,279,221)	(82,174)	(92,893)	-	(104,708)	(74,488)	-			(1,651,030)	(1,651,030)
轉撥至遞延基建撥款 (附註27)		(56,539)	(51)	(218)	(93,302)	(8,276)	(183,276)	(480,272)			(367,715)	(847,987)
2024年6月30日結餘		60,267	135,492	93,082	46,674	(19,975)	935,033	185,248			1,573,455	1,758,703
2022年7月1日結餘		141,347	112,423	81,160	87,702	(22,874)	753,024	949,786			1,384,122	2,333,908
已收/應收款項		1,271,376	85,283	96,870	51,881	111,950	382,141	27,095			2,137,215	2,164,310
年內確認收入		(1,252,873)	(75,384)	(93,173)	(2)	(87,895)	(75,483)	-			(1,596,873)	(1,596,873)
轉撥至遞延基建撥款 (附註27)		(59,430)	(1,253)	(618)	(96,478)	(10,588)	(141,370)	(331,473)			(312,243)	(643,716)
2023年6月30日結餘		100,420	121,069	84,239	43,103	(9,407)	918,312	645,408			1,612,221	2,257,029

附註：

Note:
農業持續發展基金資助大學一個命名為「推廣本地有機認證專業形象計劃」的項目。截至2024年6月30日止年度該項目的收入和支出分別為零(2022-23年度：378萬元)及零(2022-23年度：344萬元)。
The Sustainable Agricultural Development Fund funded a project titled "Promotion of local organic agriculture and image-building of professional organic certification". During the year 30 June 2024, the income and expenditure of the activity were nil (2022-23: \$3.78 million) and nil (2022-23: \$3.44 million) respectively.

21. 合約負債 Contract Liabilities

		綜合及大學 Consolidated and University	
		2024年 6月30日 30 June 2024	2023年 6月30日 30 June 2023
(以港幣千元計) (Expressed in thousands of Hong Kong dollars)			
學費及其他	Tuition Fees and Others	344,619	321,625

所有合約負債均預期於一年內付清或確認為收入或被要求即時償還。

All contract liabilities are expected to be settled or recognised as income within one year or are repayable on demand.

截至2024年6月30日止年度內，合約負債的變動如下：

Movements in contract liabilities during the year ended 30 June 2024 are as follows:

		綜合及大學 Consolidated and University
		(以港幣千元計) (Expressed in thousands of Hong Kong dollars)
於2023年7月1日結餘	Balance as at 1 July 2023	321,625
於年度內因預收所產生的 合約負債的增加	Increase in contract liabilities as a result of billing in advance	1,363,317
因確認年度內確認的收入 在年初時包含在合約負債中 而導致合約負債減少	Decrease in contract liabilities as a result of revenue recognised during the year that was included in the contract liabilities	(1,340,323)
於2024年6月30日結餘	Balance as at 30 June 2024	344,619
於2022年7月1日結餘	Balance as at 1 July 2022	300,333
於年度內因預收所產生的 合約負債的增加	Increase in contract liabilities as a result of billing in advance	1,232,369
因確認年度內確認的收入 在年初時包含在合約負債中 而導致合約負債減少	Decrease in contract liabilities as a result of revenue recognised during the year that was included in the contract liabilities	(1,211,077)
於2023年6月30日結餘	Balance as at 30 June 2023	321,625

於2023年6月30日合約負債中包含的3.22億元已確認為2023-24年度收入(2022-23年度：3.00億元)。

The amount of \$321.6 million included in contract liabilities at 30 June 2023 has been recognised as revenue in 2023-24 (2022-23: \$300.3 million).

22. 僱員福利撥備 Provision for Employee Benefits

		綜合 Consolidated		大學 University	
(以港幣千元計) (Expressed in thousands of Hong Kong dollars)		2024	2023	2024	2023
薪酬及工資	Salaries and Wages	10,105	7,115	10,105	7,115
應計之假期及其他福利	Leave and Other Benefits Accruals	159,645	151,756	159,591	151,687
約滿酬金撥備及其他	Gratuity Provisions and Others	154,222	134,204	154,018	133,935
		323,972	293,075	323,714	292,737
應付	Payable				
於1年內或要求時	Within 1 year or on demand	209,675	174,206	209,509	173,928
於1年後至2年內	More than 1 year but less than 2 years	98,581	105,932	98,489	105,872
於2年後至5年內	More than 2 years but less than 5 years	15,716	12,937	15,716	12,937
		114,297	118,869	114,205	118,809
		323,972	293,075	323,714	292,737

23. 僱員退休福利

(a) 界定福利退休金計劃

香港浸會大學1998公積金計劃(簡稱「公積金」)，乃一個由大學供款的界定福利退休金計劃。於2024年6月30日，有17.01%(2023年：18.97%)的大學全職僱員參與此計劃。公積金以信託形式成立，其資產存放於一獨立管理基金，並與大學之資產及帳目完全分開。公積金是由其成員及大學根據信託契約作出的供款營運。

23. Employee Retirement Benefits

(a) Defined benefit retirement scheme

The University makes contributions to a defined benefit retirement scheme named the Hong Kong Baptist University 1998 Superannuation Fund (“the Fund”), which covers 17.01% (2023: 18.97%) of the University’s full-time employees as at 30 June 2024. It is established under trust with its assets held separately from those of the University. The Fund is funded by contributions from the Fund members and the University in accordance with a trust deed.

根據《職業退休計劃條例》，公積金被歸類為界定福利退休金計劃。惟公積金所有之應付福利，除身故及永久傷殘個案外，均按照有關僱員及大學於僱員參與公積金期間的累積供款結餘予以支付。至於因身故及永久傷殘而產生之福利，則根據有關僱員最後月薪計算，但有關之責任已全數由保險安排負擔，故此公積金本質通常被視為一界定供款退休金計劃。

公積金的最近一次獨立精算估值是於2023年6月30日進行，並由專業精算顧問－韋萊韜悅香港有限公司負責。是次精算估值結果顯示，受託人持有的公積金資產可100%支付大學就公積金須承擔的責任。

年內，大學已按照精算師建議向公積金作出供款。是年度大學之公積金供款總額為7,080萬元（2022-23年度：7,240萬元）。

(b) 界定供款退休金計劃

大學同時營運一項根據《強制性公積金計劃條例》要求成立的強制性公積金計劃（簡稱「強積金計劃」），為未能參加大學的界定福利退休金計劃的僱員而設立。此類計劃為一個由獨立受託人管理的界定供款退休金計劃。在此強積金計劃下，僱主及其僱員均需分別按僱員相關收入的5%供款，惟每月計算供款之相關收入上限定於3萬元。計劃供款之權益會於作出供款時立即歸屬有關僱員。是年度大學向強積金計劃作出之供款總額為4,520萬元（2022-23年度：4,150萬元）。

The Fund is classified as a defined benefit retirement scheme under the Occupational Retirement Schemes Ordinance. Nevertheless, all benefits payable under the Fund, except for death and total & permanent disability cases, are based on the accumulated balance of contributions made by the employee and the University for that employee during his/her membership with the Fund. The additional liabilities arising from death and total & permanent disability benefits, which are based on final monthly salary of the relevant employee, are fully covered by insurance arrangements. Therefore, in substance, the Fund is generally considered as a defined contribution scheme.

The latest independent actuarial valuation of the Fund was done as at 30 June 2023 by Towers Watson Hong Kong Limited, a professional consulting actuary. The actuarial valuation indicated that the University's obligations under the Fund were 100% covered by the Fund assets held by the trustee.

During the year, contributions to the Fund have been made according to the recommendation made by the actuary. Contributions paid by the University to the Fund for the year amounted to \$70.8 million (2022-23: \$72.4 million).

(b) Defined contribution retirement scheme

The University also operates a Mandatory Provident Fund Scheme ("the MPF scheme") as required under the Mandatory Provident Fund Schemes Ordinance for employees not covered by the defined benefit retirement scheme. The MPF scheme is a defined contribution scheme administered by independent trustees. Under the MPF scheme, the employer and its employees are each required to make contributions to the scheme at 5% of the employees' relevant income, subject to a cap of monthly relevant income of \$30,000. Contributions to the scheme vest immediately. Contributions paid by the University to the MPF scheme for the year amounted to \$45.2 million (2022-23: \$41.5 million).

24. 應付帳款及應計項目

Accounts Payable and Accruals

(以港幣千元計) (Expressed in thousands of Hong Kong dollars)		綜合 Consolidated		大學 University	
		2024	2023	2024	2023
流動負債	Current Liabilities				
應付帳款及應計項目	Accounts Payable and Accruals	209,670	314,510	206,201	310,257
其他應付帳款	Sundry Creditors	122,262	118,943	122,130	118,577
雜項按金	Sundry Deposits	20,260	18,467	17,301	15,842
應付課程合辦單位款項	Amounts due to Partners on Joint Courses	4,734	6,314	4,734	6,314
購物或工程保證金	Retention Monies Payable	17,798	51,898	17,798	51,898
教資會往來帳	UGC Holding Account	192,916	188,549	192,916	188,549
衍生金融工具之 負債	Derivative Financial Instruments Liabilities	2	6,315	2	6,315
		567,642	704,996	561,082	697,752
非流動負債	Non-Current Liabilities				
購物或工程保證金	Retention Monies Payable	71,679	26,589	71,679	26,589
		71,679	26,589	71,679	26,589
總計	Total	639,321	731,585	632,761	724,341

除7,170萬元(2022-23: 2,660萬元)的購物或工程保證金外，其餘於流動負債的應付帳款預期可在一年內付清。

Apart from the retention monies payable of \$71.7 million (2022-23: 26.6 million), all of the accounts payable classified under current liabilities are expected to be settled within one year.

25. 租賃負債

Lease Liabilities

租賃負債到期情況如下：

The lease liabilities were repayable as follows:

(以港幣千元計) (Expressed in thousands of Hong Kong dollars)		綜合 Consolidated		大學 University	
		2024	2023	2024	2023
於1年內	Within 1 year	22,149	28,436	10,693	12,661
於第2年內	After 1 year but within 2 years	6,106	20,677	3,811	10,223
於第3至第5年內	After 2 years but within 5 years	–	5,866	–	3,811
		6,106	26,543	3,811	14,034
		28,255	54,979	14,504	26,695

26. 貸款 Loans

大學團體之貸款詳情如下：

Details of the Group's loans are as follows:

26.1 政府貸款 Government Loans

(以港幣千元計) (Expressed in thousands of Hong Kong dollars)		綜合及大學 Consolidated and University	
		2024	2023
應付	Payable		
於1年內	Within 1 year	6,156	—
於第2年內	After 1 year but within 2 years	14,946	6,156
於第3至第5年內	After 2 years but within 5 years	55,170	52,022
於5年後	After 5 years	31,659	47,233
		101,775	105,411
		107,931	105,411

香港特別行政區政府（簡稱「政府」）提供下列一項長期貸款給予大學：

The Government of the Hong Kong Special Administrative Region (“the Government”) provided one long-term loan to the University as follows:

作為在沙田石門興建一所專門提供副學士學位課程的校舍之3.60億元貸款。該貸款之抵押品為該校舍的建築物。該貸款原定由2008年2月起分10年平均攤還，已在2009年5月獲得政府批准將還款期延長10年，未償還貸款餘額須由2010年2月起分18年平均攤還。原有的免息期至2017年2月維持不變，免息期滿後，大學須在每年的周期終止時以相等於政府的資本成本的利率支付利息給政府。於2021及2022年6月30日止年度，大學跟政府簽定兩個附加合同，政府給予大學一次性免息及延期還款，為期兩年及兩年。於2024年6月30日，公允價值轉變後的貸款結欠額為1.08億元（2023年：1.05億元）。

A loan of \$360.0 million for the construction of a campus in Shek Mun offering associate degree programmes was secured by the properties on the campus. The loan which was repayable in ten equal annual installments from February 2008 had been extended for another 10 years in May 2009. Pursuant to the extension, the outstanding loan balance is repayable in 18 equal annual installments from February 2010. The loan remained interest-free up to February 2017, after which, the outstanding loan balance bears an interest charge payable to the Government annually in arrear, at an interest rate equivalent to the cost of funding to the Government. During the years ended 30 June 2021 and 2022, the University entered into two supplemental agreements with the Government on a one-off-interest-free deferral of loan repayments for a period of two years and another two years. As at 30 June 2024, the outstanding loan balance amounted to \$107.9 million after the fair value adjustment (2023: \$105.4 million).

27. 遞延基建撥款 Deferred Capital Funds

	綜合 Consolidated										總計	
	整體撥款	配對 補助金/ 科研配對 補助金	特定撥款 Earmarked Grants	基建項目 及改建、 加建及 改善工程 撥款	政府及 有關機構 撥款	其他 撥款	Block Grants	研究 Research	其他 Others	Capital Grants and AA & I Block Allocation		Grants from Government and Related Organisations and Others
(以港幣千元計) (Expressed in thousands of Hong Kong dollars)												
2023年7月1日結餘	230,470	947	1,822	2,287,066	19,959	309,377	802	802	2,287,066	19,959	309,377	2,850,443
轉撥自遞延收入 (附註20.1)	56,539	26,053	51	573,574	8,276	183,456	218	218	573,574	8,276	183,456	848,167
轉至全面收益表	(87,199)	(8,182)	(550)	(106,071)	(7,420)	(39,980)	(265)	(265)	(106,071)	(7,420)	(39,980)	(249,667)
2024年6月30日結餘	199,810	18,818	1,323	2,754,569	20,815	452,853	755	755	2,754,569	20,815	452,853	3,448,943
2022年7月1日結餘	247,318	1,105	965	1,956,808	17,128	179,548	813	813	1,956,808	17,128	179,548	2,403,685
轉撥自遞延收入 (附註20.1)	59,430	2,506	1,253	427,951	10,588	141,463	618	618	427,951	10,588	141,463	643,809
轉至全面收益表	(76,278)	(2,664)	(396)	(97,693)	(7,757)	(11,634)	(629)	(629)	(97,693)	(7,757)	(11,634)	(197,051)
2023年6月30日結餘	230,470	947	1,822	2,287,066	19,959	309,377	802	802	2,287,066	19,959	309,377	2,850,443

27. 遞延基建撥款 (續)

Deferred Capital Funds (Cont'd)

	大學 University							總計
	整體撥款	配對 補助金/ 科研配對 補助金	特定撥款 Earmarked Grants	基建項目 及改建、 加建及 改善工程 撥款	政府及 有關機構 撥款	捐款及 其他	總計	
	Block Grants	Matching Grants/ Research Matching Grants	研究 Research	其他 Others	Capital Grants and AA & I Block Allocation	Grants from Government and Related Organisations	Donations and Others	Total
(以港幣千元計) (Expressed in thousands of Hong Kong dollars)								
2023年7月1日結餘	230,470	947	1,822	802	2,287,066	19,959	308,350	2,849,416
轉撥自遞延收入 (附註20.1)	56,539	26,053	51	218	573,574	8,276	183,276	847,987
轉至全面收益表	(87,199)	(8,182)	(550)	(265)	(106,071)	(7,420)	(39,421)	(249,108)
2024年6月30日結餘	199,810	18,818	1,323	755	2,754,569	20,815	452,205	3,448,295
2022年7月1日結餘	247,318	1,105	965	813	1,956,808	17,128	177,927	2,402,064
轉撥自遞延收入 (附註20.1)	59,430	2,506	1,253	618	427,951	10,588	141,370	643,716
轉至全面收益表	(76,278)	(2,664)	(396)	(629)	(97,693)	(7,757)	(10,947)	(196,364)
2023年6月30日結餘	230,470	947	1,822	802	2,287,066	19,959	308,350	2,849,416

28. 金融工具

大學團體的日常業務涉及的金融工具帶有信貸風險、流動資金風險、利率風險、匯率風險及股票價格風險。大學團體校董會屬下的財務委員會備有一系列政策和指引以管理此等風險，詳列如下：

(a) 信貸風險

信貸風險是指交易方對其合約責任違約導致大學團體遭受財務損失的風險。大學團體面對的信貸風險主要來自債券投資及銀行存款。其帳面金額為大學團體有關財務資產最大的信貸風險。

為了減低信貸風險，大學團體所持有的主要投資工具，其發行銀行或機構必須被至少兩間國際信貸評級機構評定為「A」級或以上；此外，大學團體亦會定期核查該等機構的信貸評級。持作買賣的債券大部份屬投資級別，並由經驗豐富的認可專業投資經理管理，這些投資經理會使用全面的監控系統去管理大學團體的投資組合。由於大學團體投資於由多間銀行或企業所發行的多種工具，大學團體並沒有集中的信貸風險。

至於銀行存款，為了減低風險，大學團體的內部政策規限把存款存放於具有良好投資信貸評級的本地及海外金融機構以限制其信貸風險。大學團體亦限制存放於每所金融機構內的存款總額。

至於貸款及其他應收帳要承擔的信貸風險十分輕微，大學團體對不能回收的金額亦已作出足夠撥備。

28. Financial Instruments

In the normal course of business, the Group is exposed to credit, liquidity, interest rate, foreign currency and equity price risks associated with financial instruments. These risks are managed in accordance with the Group's guidelines and policies, approved by the Finance Committee under the Council, described as follows:

(a) Credit risk

Credit risk refers to the risk that a counterparty will default on its contractual obligations resulting in a financial loss to the Group. The Group's exposure to credit risk is primarily attributable to its investments in debt securities and bank deposits. The carrying amounts of these balances represent the Group's maximum exposure to credit risk in relation to financial assets.

The Group mitigates credit risk by investing primarily in instruments issued by banks or corporations with a minimum credit rating of "A" as assigned by at least two international credit rating agencies and performing periodic monitoring on their credit ratings. Debt securities held for trading, mostly of investment grades, are managed by experienced and approved professional investment managers who manage the portfolios through a comprehensive monitoring system. The Group has no concentration of credit risk in view of its investment in various instruments issued by numerous banks or corporations.

In respect of bank deposits, internal policies have also been set up to reduce risk involved, restricting deposits to be placed with local and overseas financial institutions with acceptable investment grade credit ratings so as to limit its exposure to credit risk. The Group also limits total amount deposited with each financial institution.

Credit risk associated with loans and other receivables is immaterial to the Group and loss allowance is adequately provided for.

(b) 流動資金風險

大學團體備有機制以便定期監察現在和預期的現金需求，藉此確保有足夠的流動資金以應付日常營運資金的長期及短期需求。

(b) Liquidity risk

The Group has established a system to regularly monitor current and expected cash demands to ensure it has sufficient liquid funds to finance its ongoing working capital requirements of both the short and the long terms.

未償還負債之合約期限**Contractual maturities of outstanding liabilities**

下表載列了大學團體的金融負債於結算日的剩餘合約期限。該等金融負債是以合約未貼現現金流量(包括以合約利率計算之利息款項，或如是浮動利率則採用在結算日之利率)以及大學團體須償還的最早日期為準：

The following table details the remaining contractual maturities at the reporting date of the Group's financial liabilities, which are based on contractual undiscounted cash flows (including interest payments computed using contractual rates or, if floating, based on rates prevailing at the reporting date) and the earliest date the Group can be required to pay:

		綜合 Consolidated					
		2024					
		帳面值	合約未貼現 現金流量 總計	於1年內 或要求 時償還	於1年後 至2年內 償還	於2年後 至5年內 償還	於5年後 償還
		Carrying Amount	Total contractual undiscounted cash flow	Within 1 year or on demand	More than 1 year but less than 2 years	More than 2 years but less than 5 years	More than 5 years
政府貸款	Government Loans	107,931	117,428	17,384	17,181	50,326	32,537
租賃負債	Lease Liabilities	28,255	29,186	22,947	6,239	-	-
應付帳款及應計項目	Accounts Payable and Accruals	639,321	639,321	567,642	49,042	22,252	385
僱員福利撥備	Provision for Employee Benefits	323,972	323,972	209,675	98,581	15,716	-
		1,099,479	1,109,907	817,648	171,043	88,294	32,922
		2023					
		帳面值	合約未貼現 現金流量 總計	於1年內 或要求 時償還	於1年後 至2年內 償還	於2年後 至5年內 償還	於5年後 償還
		Carrying Amount	Total contractual undiscounted cash flow	Within 1 year or on demand	More than 1 year but less than 2 years	More than 2 years but less than 5 years	More than 5 years
政府貸款	Government Loans	105,411	117,428	-	17,384	50,935	49,109
租賃負債	Lease Liabilities	54,979	57,684	30,272	21,415	5,997	-
應付帳款及應計項目	Accounts Payable and Accruals	731,585	731,585	704,996	18,236	7,986	367
僱員福利撥備	Provision for Employee Benefits	293,075	293,075	174,206	105,932	12,937	-
		1,185,050	1,199,772	909,474	162,967	77,855	49,476

未償還負債之合約期限(續)

Contractual maturities of outstanding liabilities (Cont'd)

下表載列了大學的金融負債於結算日的剩餘合約期限。該等金融負債是以合約未貼現現金流量(包括以合約利率計算之利息款項,或如是浮動利率則採用在結算日之利率)以及大學須償還的最早日期為準:

The following table details the remaining contractual maturities at the reporting date of the University's financial liabilities, which are based on contractual undiscounted cash flows (including interest payments computed using contractual rates or, if floating, based on rates prevailing at the reporting date) and the earliest date the University can be required to pay:

		大學 University					
		2024					
		合約未貼現 現金流量 總計	於1年內 或要求 時償還	於1年後 至2年內 償還	於2年後 至5年內 償還	於5年後 償還	
		帳面值	Within 1 year or on demand	More than 1 year but less than 2 years	More than 2 years but less than 5 years	More than 5 years	
		Carrying Amount	contractual undiscounted cash flow				
政府貸款	Government Loans	107,931	117,428	17,384	17,181	50,326	32,537
租賃負債	Lease Liabilities	14,504	15,081	11,186	3,895	-	-
應付帳款及應計項目	Accounts Payable and Accruals	632,761	632,761	561,082	49,042	22,252	385
僱員福利撥備	Provision for Employee Benefits	323,714	323,714	209,509	98,489	15,716	-
		1,078,910	1,088,984	799,161	168,607	88,294	32,922

		2023					
		合約未貼現 現金流量 總計	於1年內 或要求 時償還	於1年後 至2年內 償還	於2年後 至5年內 償還	於5年後 償還	
		帳面值	Within 1 year or on demand	More than 1 year but less than 2 years	More than 2 years but less than 5 years	More than 5 years	
		Carrying Amount	contractual undiscounted cash flow				
政府貸款	Government Loans	105,411	117,428	-	17,384	50,935	49,109
租賃負債	Lease Liabilities	26,695	28,447	13,847	10,705	3,895	-
應付帳款及應計項目	Accounts Payable and Accruals	724,341	724,341	697,752	18,236	7,986	367
僱員福利撥備	Provision for Employee Benefits	292,737	292,737	173,928	105,872	12,937	-
		1,149,184	1,162,953	885,527	152,197	75,753	49,476

(c) 利率風險

大學團體須承受帶息金融資產和帶息借貸於利率轉變時所產生的利率風險。大學團體透過資產多元化及購入不同期限的定息和浮息金融工具，管理其利率風險。

(d) 匯率風險

大學團體只承受甚少的匯率風險，因其大部份的業務交易、資產和負債都以港幣結算。儘管如此，大學團體亦持有若干外幣現金及等同現金，和以不同外幣結算的可買賣證券。

關於以美元結算的金融資產所帶來的匯率風險，大學團體認為根據現時政府所採納的聯繫匯率制度，港幣與美元掛鈎，因此，大學團體認為並不需要對美元的匯率風險作積極的對沖。至於以其他貨幣作結算的資產，大學團體委任的投資經理透過遠期外匯合約去管理匯率風險。

於2024年6月30日，大學團體以港元、美元、歐元及其他貨幣計值的金融資產或負債佔金融資產或負債總額之百分比分別為21.5% (2023: 22.4%)、66.1% (2023: 61.4%)、6.3% (2023: 5.9%) 及6.1% (2023: 10.3%)。

於2024年6月30日，大學以港元、美元、歐元及其他貨幣計值的金融資產或負債佔金融資產或負債總額之百分比分別為21.6% (2023: 22.5%)、66.4% (2023: 61.7%)、6.4% (2023: 6.0%) 及5.6% (2023: 9.8%)。

(c) Interest rate risk

The Group has exposure to interest rate risk through the impact of rate changes on interest-bearing financial assets and borrowings. The Group manages the exposure of interest bearing assets through diversifying its investments into a variety of fixed and floating rate instruments with various tenures.

(d) Foreign currency risk

The Group has minimal exposure to foreign currency risk as most of its business transactions, assets and liabilities are principally denominated in Hong Kong dollar. Nevertheless, the Group has cash and cash equivalents and trading securities denominated in various foreign currencies.

In respect of the currency risk of financial assets denominated in US dollar, the Group considers that Hong Kong dollar is currently pegged to US dollar under the linked exchange rate system adopted by the Government and that it is not necessary to actively hedge its exposure to US dollar. As to assets denominated in other currencies, the Group appointed investment managers use forward foreign exchange contracts to manage the foreign currency risk exposure.

As at 30 June 2024, the percentages of the Group's financial assets or liabilities denominated in HKD, USD, EURO and other currencies to total financial assets or liabilities are 21.5% (2023: 22.4%), 66.1% (2023: 61.4%), 6.3% (2023: 5.9%) and 6.1% (2023: 10.3%), respectively.

As at 30 June 2024, the percentages of the University's financial assets or liabilities denominated in HKD, USD, EURO and other currencies to total financial assets or liabilities are 21.6% (2023: 22.5%), 66.4% (2023: 61.7%), 6.4% (2023: 6.0%) and 5.6% (2023: 9.8%), respectively.

(e) 股票價格風險

大學團體因持有分類為可買賣證券的股票投資(不包括債券)而需承受其價格變動而帶來的風險。此風險由合資格的投資經理運用其內部的專業投資程序及市場研究能力加以管理。投資經理按大學團體的投資指引進行投資,務求將價格風險分散於不同國家及行業的投資組合內。大學團體亦對其投資策略作評估及審閱投資經理的定期報告,以監察所承受之風險。

(f) 公允價值

可買賣證券(不包括帶有嵌入式衍生工具之金融工具)以結算日買入價列帳。大學團體願意及有能力持有至到期日的債券,按攤銷成本扣除減值虧損後計算。帶有嵌入式衍生工具之金融工具的公允價值則是其嵌入期權的市值加上保證現金流量以市場利率折讓成的現值。由於短期應收帳款和應付帳款的到期日較短,該等資產和負債的公允價值約等同其帳面值。長期銀行貸款因附帶有市場浮動利率,其公允價值約等同其帳面值。而於附屬公司、聯營公司及合營機構之非上市投資因缺乏公開市場而未能可靠地估算其公允價值。

(e) Equity price risk

The Group is exposed to equity price changes arising from its equity investments classified as trading securities (excluding debt securities). The equity price risk of these investments are managed by qualified investment managers using their in-house expert investment processes and market research capabilities. The investment managers follow the Group's investment guidelines in order to achieve diversification of equity price risk among the investment portfolios in different countries and industry segments. The Group also monitors its risk exposure by carrying out appropriate assessment on the investment strategies and reviewing periodic reports from the investment managers.

(f) Fair value

Trading securities (excluding financial instruments with embedded derivatives) are stated at quoted bid prices at the reporting date. Debt securities, which are those securities that the Group has the intention and ability to hold to maturity, are measured at amortised cost less impairment losses. The fair values of financial instruments with embedded derivatives are estimated on a mark-to-market basis of the options embedded in the securities plus the present value of the future guaranteed cash flow that is discounted at current market interest rate. The carrying amounts of short-term receivables and payables are estimated to approximate their fair values due to short-term maturities of these assets and liabilities. The fair value of long-term bank loans approximates the carrying amount because they bear interest at floating market interest rates. The fair values of unlisted investments in subsidiaries, an associate and joint ventures cannot be reliably estimated because of a lack of open market for such investments.

公允價值計量

- (i) 以公允價值計量的金融資產及負債

大學團體及大學之金融工具的公允價值在結算日按經常基準於下表詳列並依據《香港財務報告準則》第13號「公允價值計量」界定的三個公允價值等級披露。公允價值計量的級別是按照用以估值的數據是否可觀察和重要性來釐定。有關級別如下：

第一級：公允價值僅以第一級別的數據來計算，即於計算日相同資產或負債在活躍市場中未經調整的報價。

第二級：公允價值以第二級別的數據來計算，即未能符合第一級別的可觀察的數據及不使用不可觀察的重要數據。不可觀察的數據是市場未能提供的數據。

第三級：公允價值以不可觀察的重要數據來計算。

Fair value measurement

- (i) Financial assets and liabilities measured at fair value

The following table presents the fair value of the Group's and the University's financial instruments measured at the end of the reporting period on a recurring basis, categorised into the three-level fair value hierarchy as defined in HKFRS 13, *Fair value measurement*. The level into which a fair value measurement is classified is determined with reference to the observability and significance of the inputs used in the valuation technique as follows:

Level 1: Fair value measured using only Level 1 inputs i.e. unadjusted quoted prices in active markets for identical assets or liabilities at the measurement date.

Level 2: Fair value measured using Level 2 inputs i.e. observable inputs which fail to meet Level 1, and not using significant unobservable inputs. Unobservable inputs are inputs for which market data are not available.

Level 3: Fair value measured using significant unobservable inputs.

以下一覽表列出結算日之持續公允價值計量而計算的金融工具及非上市股本投資按公允價值等級作以下分析：

The table below analyses financial instruments, and unlisted equity investments measured at fair values as at the end of the respective reporting periods on a recurring basis, by the level in the fair value hierarchy into which the fair value measurements are categorised:

		綜合及大學 Consolidated and University			
		2024			
(以港幣千元計) (Expressed in thousands of Hong Kong dollars)		第一級 Level 1	第二級 Level 2	第三級 Level 3	總計 Total
經常性公允價值計量	Recurring Fair Value Measurements				
非上市股本投資	Unlisted equity investments	–	–	6,611	6,611
可買賣證券	Trading Securities				
債券	Debt Securities	–	1,749,451	–	1,749,451
股票	Equity Securities	1,338,446	–	–	1,338,446
衍生金融工具之資產	Derivative Financial Instruments Assets	3,641	2,469	–	6,110
投資基金	Investment Funds	1,077,903	–	798,335	1,876,238
衍生金融工具之負債	Derivative Financial Instruments Liabilities	–	(2)	–	(2)
總計	Total	2,419,990	1,751,918	804,946	4,976,854
		2023			
(以港幣千元計) (Expressed in thousands of Hong Kong dollars)		第一級 Level 1	第二級 Level 2	第三級 Level 3	總計 Total
經常性公允價值計量	Recurring Fair Value Measurements				
非上市股本投資	Unlisted equity investments	–	–	6,685	6,685
可買賣證券	Trading Securities				
債券	Debt Securities	47,061	1,610,666	–	1,657,727
股票	Equity Securities	1,172,850	–	–	1,172,850
衍生金融工具之資產	Derivative Financial Instruments Assets	–	256	–	256
投資基金	Investment Funds	1,087,114	–	730,924	1,818,038
衍生金融工具之負債	Derivative Financial Instruments Liabilities	(1,856)	(4,459)	–	(6,315)
總計	Total	2,305,169	1,606,463	737,609	4,649,241

在截至2024年6月30日及2023年6月30日止年度，各公允價值等級之間並沒有轉移。

During the years ended 30 June 2024 and 2023, there were no transfers between each level of fair value hierarchy.

第二級證券的公允價值是依據投資經理或銀行在結算日所提供的價格並以結算日的適用匯價作兌換。

The fair value of the securities under Level 2 is determined by reference to the prices at the reporting date provided by the investment managers or banks and have been translated using the appropriate foreign currency rates at the end of the reporting period.

第三級公允價值為投資經理所管理之投資基金。其價值乃參考投資基金的淨資產值呈列。投資經理會在周年結算日編製一份估值報告以及公允價值的變動分析。

The fair value of the investment funds at Level 3 represent the investment funds managed by the fund managers. Such investment funds are stated with reference to the net asset value of these investments. A valuation report with analysis of changes in fair value measurement is prepared by the investment managers at each annual reporting date.

非上市股本投資在第三級的公允價值根據應佔淨資產值確定。重要不可觀察的數據包括應佔資產淨值及公允價值隨應佔資產淨值增加而增加。

The fair value of unlisted equity investments in Level 3 is determined based on the attributable net assets values. The significant unobservable input includes the attributable net asset value and the fair value increases with the increase in the attributable net asset values.

第三級公允價值計量的結餘於期間之變化如下：

The movements during the period in the balance of these Level 3 fair value measurement are as follows:

		綜合及大學 Consolidated and University	
		2024	2023
(以港幣千元計) (Expressed in thousands of Hong Kong dollars)			
		非上市股本投資及投資基金 Unlisted Equity Investments and Investment Funds	
7月1日之公允價值	Fair value as at 1 July	737,609	698,818
在結算日	Net unrealised gain recognised in		
於全面收益表確認	Statement of Comprehensive Income for	67,337	38,791
所持資產之未實現淨收益	assets held at the end of the reporting date		
6月30日之公允價值	Fair value as at 30 June	804,946	737,609

- (ii) 非以公允價值列帳之金融資產及負債的公允價值

集團按成本或攤銷成本列帳的金融工具賬面值與其於2024年及2023年6月30日的公允價值沒有重大分別。

(g) 敏感度分析

- (i) 利率風險

於2024年6月30日，在其他因素維持不變的情況下，如利率整體上升／下調50點子，估計大學團體的盈餘將減少／增加約6,020萬元（2023年：在利率整體上升／下調50點子的情況下，約2,770萬元）。

- (ii) 匯率風險

於2024年6月30日，如有關外幣兌換港元之匯率上升／下調5%（2023：5%）將增加／減少大學團體的盈餘約1.17億元（2023年：約1.27億元）。

- (iii) 股票價格風險

於2024年6月30日，若可買賣證券中股票證券的價格上升／下跌5%（2023年：10%），在其他一切可變因素維持不變的情況下，大學團體於年內的盈餘，會因上市股票證券的公平價值變動，分別增加／減少9,870萬元（2023年：1.75億元）。

- (ii) Fair value of financial assets and liabilities carried at other than fair value

The carrying amounts of the Group's financial instruments carried at cost or amortised cost were not materially different from their fair values at 30 June 2024 and 2023.

(g) Sensitivity analysis

- (i) Interest rate risk

As at 30 June 2024, it is estimated that a general increase/decrease of 50 basis points in interest rates, with all other variables held constant, would have decreased/increased the Group's surplus by approximately \$60.2 million (2023: approximately \$27.7 million under a general increase/decrease of 50 basis points in interest rates).

- (ii) Foreign currency risk

As at 30 June 2024, if there was a 5% (2023: 5%) strengthening/weakening in the relevant foreign currencies against the Hong Kong dollar, it would have increased/decreased the Group's surplus by approximately \$117.3 million (2023: approximately \$126.7 million).

- (iii) Equity price risk

As at 30 June 2024, if the equity price of its equity investments classified as trading securities had been 5% (2023: 10%) higher/lower, with all other variables held constant, the Group's surplus would have been increased/decreased by \$98.7 million (2023: \$175 million) as a result of the changes in fair value of the listed equity securities.

29. 資本管理

大學是一所根據《香港浸會大學條例》成立的教育機構，除以下所列，並不受外來的強制資本要求所約束。其資本主要是自成立以來的累積盈餘、捐款、政府的基建項目撥款、政府貸款及商業貸款。大學的資本管理有以下目的：

- 確保大學能持續營運並為香港社會提供全人高等教育及有關社會服務；
- 支持大學的穩定運作；及
- 保持強健資本基礎以支持大學未來發展。

在截至2024年6月30日止年度，大學資本管理的目標、政策及程序大致跟去年均沒有改變。為應付教資會資助的活動而推行的校園擴建、改善及重建工程所需的資金，大學主要倚賴政府的基建項目撥款，若撥款不足，大學會動用私人捐款、累積盈餘以及商業貸款去補足，此外，這些非政府資金亦會用於支持發展非教資會活動項目，如購置物業、校園擴建等，以及其他發展活動。大學在使用政府撥款時受教資會發出的指引及其他有關的撥款條件限制，而非政府資金的使用則受大學所訂立的內部指引及政策所規管。為了確保留本基金的長遠購買力，大學為其設定年度開支上限。大學聘用專業投資經理管理長期資金，而短期資金則由大學按已審批的指引管理。

29. Capital Management

The University is a government subvented education institution established in Hong Kong under Hong Kong Baptist University Ordinance and is not subject to any externally imposed capital requirements, except as stated below. The University's capital mainly consists of surplus accumulated since its inception, donations, capital grants from the Government, Government loans and commercial loans. The objectives of the University's capital management are:

- to ensure that the University will be able to continue as a going concern so that it can continue to provide whole person tertiary education and related services to the community;
- to support stable operation of the University; and
- to maintain a strong capital base to support the future development of the University.

During the year ended 30 June 2024, the University's objectives, policies and processes for managing capital were largely unchanged. The University mainly relies on capital grants from the Government for campus expansion, improvements, and redevelopment relating to UGC-funded activities. Donations, operation surplus and commercial loans are used to supplement any shortfall in such projects, premises acquisition and campus expansion and redevelopment relating to non-UGC-funded activities as well as other activities of a development nature. The spending of government grants is governed by the UGC Notes on Procedures and related grant conditions and the spending of non-Government funds is subject to internal guidelines and policies. The University implements a comprehensive system to manage its funds under clear investment guidelines and strategies formulated with the assistance of an investment consultant. For the surplus funds of an endowment nature, the University sets annual spending limits so as to preserve the long-term purchasing power of the funds. Professional investment managers are appointed to manage funds of a long-term nature while those of a shorter term nature are managed by the University under approved guidelines.

30. 有關連人士之交易

所有交易，包括購買貨物、服務及基建工程，不論是否有大學校董會成員或大學的主要行政人員的利益涉及其中，均按照大學的財務及採購規則來處理。大學校董會成員或主要管理人員，或受其控制或影響的機構向大學的捐款均獲得按照大學的既定規則來審批。

- (a) 年內大學與其有關連人士之正常業務交易如下：

(以港幣千元計) (Expressed in thousands of Hong Kong dollars)		2024	2023
來自大學的校董會成員、主要管理人員、及受大學或此等人士控制或受其重大影響的公司的捐贈	Donations received from the University Council members, the University's key management personnel and companies controlled or significantly influenced by them	708	328
從附屬公司收取的行政費、顧問費、管理費及牌照費	Administration fee, consultancy fee, management fee and licence fee received from subsidiaries	2,209	393
從合營機構所收取的服務費	Services fee from a joint venture	9,543	9,807
向附屬公司支付服務費	Services fee paid to subsidiaries	3,207	7,303

30. Related Parties Transactions

All transactions relating to purchases of goods and services and capital projects involving organisations, in which whether a member of the University Council or the University's key management personnel may have an interest or not, are conducted during the normal course of business and in accordance with the University's financial regulations and normal procurement procedures. Donations received from members of the University Council, key management personnel, or organisations controlled or significantly influenced by them were approved in accordance with University's regulations.

- (a) During the year, the University entered into the following transactions with its related parties in the ordinary course of business:

30. 有關連人士之交易(續)

- (b) 於2024年6月30日，附屬公司及合營機構欠大學的總款項為：

(以港幣千元計) (Expressed in thousands of Hong Kong dollars)		2024	2023
附屬公司	Subsidiaries	12,740	7,890
合營機構	Joint Venture	19,562	11,643
		32,302	19,533

應收附屬公司及合營機構之帳款均為無抵押、無利息，及按要求償還。

The amount due from subsidiaries and a joint venture are unsecured, interest free and repayable on demand.

以上所有應收附屬公司及合營機構之帳款均包括在應收帳款、預付帳款及按金內(附註17)。

All the above amounts due from subsidiaries and a joint venture are included in Accounts Receivable, Prepayments and Deposits (Note 17).

- (c) 大學的主要管理人員*的總酬金為：

The total compensation to key management personnel* of the University was:

(以港幣千元計) (Expressed in thousands of Hong Kong dollars)		2024	2023
基本薪金	Salaries	48,131	50,015
短期僱員福利	Short-term Employee Benefits	9,602	9,882
長期僱員福利	Long-term Employee Benefits	7,618	7,671
		65,351	67,568

* 主要管理人員包括校務委員會成員。
Key management personnel included members of the Senior Executive Committee.

30. Related Parties Transactions (Cont'd)

- (b) As at 30 June 2024, the amounts due from subsidiaries and a joint venture to the University amounted to:

31. 基建項目承擔

於2024年6月30日，尚未記錄於財務報表內之基建項目承擔，資料如下：

31. Capital Commitments

As at 30 June 2024, outstanding capital commitments not yet provided for in the financial statements are as follows:

(以港幣千元計) (Expressed in thousands of Hong Kong dollars)		綜合及大學 Consolidated and University	
		2024	2023
已簽約	Contracted for	512,028	807,848
已授權而未簽約	Authorised but not yet contracted for	154,905	343,326
		666,933	1,151,174

32. 稅項 Taxation

(a) 全面收益表內大學團體的所得稅為：

Income Tax in the Statement of Comprehensive Income of the Group represents:

(以港幣千元計) (Expressed in thousands of Hong Kong dollars)		綜合 Consolidated	
		2024	2023
本年度稅項	Income Tax for the year:		
– 香港利得稅	– Hong Kong Profits Tax	–	–

大學及其若干有限擔保附屬公司乃獲政府批准之慈善機構，並根據香港《稅務條例》(第112章)第88條享有所得稅項豁免。

The University and some of its subsidiaries limited by guarantee are approved charitable institutions exempted from Hong Kong Profits Tax under Section 88 of the Inland Revenue Ordinance (Cap. 112).

大學團體的某些附屬公司乃按香港利得稅以應評稅率計算。香港附屬公司以16.5% (2022-23年度：16.5%) 的稅率計算香港利得稅。大學團體在中國營運的附屬公司乃按中國所得稅及有關條例以應評稅率計算。綜合財務狀況表內的應付稅項均是香港利得稅撥備。

Some of the subsidiaries of the Group are subject to Hong Kong Profits Tax. The provision for Hong Kong Profits Tax is calculated at 16.5% (2022-23: 16.5%) of the estimated assessable profits of these subsidiaries for the year. Subsidiaries of the Group with operations in the PRC are subject to the appropriate tax laws and regulations in the PRC. Tax payable in the consolidated Statement of Financial Position represents provision for Hong Kong Profits Tax.

32. 稅項(續)

Taxation (Cont'd)

(b) 本年度所得稅開支與除稅前盈餘按適用稅率之對帳如下：

Reconciliation between income tax and surplus before taxation at applicable tax rates:

		綜合	
		Consolidated	
(以港幣千元計) (Expressed in thousands of Hong Kong dollars)		2024	2023
除稅前盈餘	Surplus before taxation	546,743	611,006
按各管轄區稅前盈餘 的適用稅率計算的 稅項	Notional tax on surplus before taxation, calculated at rates applicable to surplus in the jurisdictions concerned	89,553	100,209
不可扣稅開支之稅務影響	Tax effect of non-deductible expenses	646,489	580,858
毋須課稅收入之稅務影響	Tax effect of non-taxable income	(736,372)	(681,187)
未確認的稅務虧損	Tax effect of tax losses not recognised	410	767
使用以前未予確認的可抵減 的稅務虧損	Utilisation of tax losses previously not recognised	(80)	(647)
所得稅	Income tax	—	—

於2024年6月30日及2023年6月30日，大學團體及大學並無來自累積稅務虧損及暫時性差異的重大未確認的遞延所得稅及遞延負債。

As at 30 June 2024 and 2023, there were no material unrecognised deferred tax assets and deferred tax liabilities in respect of accumulated tax losses arising from temporary difference of the Group and the University.

33. 重要會計估算和判斷

大學團體管理層每年均根據經驗及外在環境的轉變檢討重要的會計估算和判斷，對大學團體的資產及負債帳面值有重要影響的估算和判斷現列示如下：

(a) 校舍、機器及器材的折舊

大學團體管理層每年均根據相近資產的歷史數據檢討用以計算校舍、機器及器材的折舊額的估計可用年期及殘餘價值。

(b) 金融工具

大學團體管理層對大學團體所持有的金融工具作出的估值和判斷均列於附註28內。

33. Significant Accounting Estimates and Judgements

Estimates and judgements are reviewed by the management of the Group annually based on experience and changes in external environment. The estimates and judgements that have a significant impact on the carrying amounts of assets and liabilities are discussed below:

(a) Depreciation of property, plant and equipment

The estimated useful lives and residual values of the Group's property, plant and equipment for determining the annual depreciation charge are reviewed annually by the management making reference to historical data of similar assets.

(b) Financial instruments

The estimates and judgements made by the management in respect of the financial instruments held by the Group are discussed in Note 28.

34. 或然負債

於2024年6月30日，大學以香港政府為受益人，提供為數4,000萬元（2023年：4,000萬元）的銀行擔保，以履行管理、經營及維持由香港政府興建的中醫醫院的工作。該筆銀行擔保將於中醫醫院投入服務之日起滿五週年或所有尚未履行的權利義務、債權債務實際履行、完成和解除之日（經香港政府書面確認）屆滿。在這方面，大學同意向銀行償還與銀行擔保有關的任何款項。

根據與香港政府的協議，大學將承擔中醫醫院預試期間的人事費用及中醫醫院開始服務起，為核心管理團隊提供在為期10年服務期和5年服務延期期間的人事費用。

此外，大學有義務向香港浸會大學中醫醫院有限公司（「浸大中醫醫院」）提供服務契約中規定的資金（「財務承諾」）以支持醫院運作。大學在為期10年的服務期和5年的服務延期期間的年度承諾金額在\$8,028萬元至\$3.30億元之間。

在服務期和服務延期期間的每個財政年度中，如果浸大中醫醫院在結清所有財務責任後從醫院運營中產生財務盈餘，浸大中醫醫院必須將該盈餘用於償還大學用於支付浸大中醫醫院所發生的任何赤字的累積財務承諾。如果出現財務赤字，浸大中醫醫院將首先使用任何累積盈餘來彌補赤字。如果盈餘不足，浸大中醫醫院將利用財務承諾來解決赤字。截至2024年6月30日，大學尚未為此財務承諾提供任何資金。

34. Contingent Liability

As at 30 June 2024, there is a bank guarantee of \$40.0 million (2023: \$40.0 million) in favour of the Hong Kong Government in respect of the performance of managing, operating and maintaining the Chinese medicine hospital constructed by the Hong Kong Government (the “bank guarantee”). The bank guarantee will expire on the fifth anniversary of the service commencement date of the Chinese medicine hospital or the date on which all outstanding rights and obligations, and claims and liabilities have actually been carried out, completed and discharged (as confirmed by the Hong Kong Government in writing). In this connection, the University agreed to reimburse the bank for any payments made in connection with the bank guarantee.

Based on the agreement with the Hong Kong Government, the University will be responsible for the staff cost of the Chinese medicine hospital during the pre-commissioning period and the staff cost of the core management team for the 10-year Service Period and the 5-year Service Extension Period following the service commencement of the Chinese medicine hospital.

In addition, the University is obligated to provide HKBU Chinese Medicine Hospital Limited (“CMH”) with funding as specified in the Service Deed (“Financial Commitment”) to support the hospital operations. The yearly commitment from the University for the 10-year Service Period and the 5-year Service Extension Period ranges from \$80.28 million to \$330 million.

For each financial year during the Service Period and the Service Extension Period, if CMH generates a financial surplus from hospital operations after settling all financial obligations, it must allocate that surplus to repay the University’s accumulated Financial Commitment used to cover any deficits incurred by CMH. If there is a financial deficit, CMH will first use any accumulated surplus to cover it. If the surplus is insufficient, CMH will then utilise the Financial Commitment to address the deficit. As at 30 June 2024, the University has not provided any fundings for this Financial Commitment.

35. 截至2024年6月30日止年度已頒佈但尚未生效之修訂、新訂準則及詮釋之可能影響

截至此等財務報表刊發日期，香港會計師公會已頒佈多項但尚未生效之修訂，新訂準則及詮釋，該等修訂則尚未於截至2024年6月30日止年度的財務報表中採納，有關發展包括下列可能與本大學團體有關之項目。

35. Impact of Amendments, New Standards and Interpretations Issued But Not Yet Effective for the Year Ended 30 June 2024

Up to the date of issue of these financial statements, the HKICPA has issued a number of new or amended standards, which are not yet effective for the year ended 30 June 2024 and which have not been adopted in these financial statements. These developments include the following which may be relevant to the group.

	於下列日期或之後開始之會計期間生效 Effective for accounting periods beginning on or after
香港會計準則第1號(財務報表的呈列)修訂：流動與非流動負債的劃分(2020之相關修訂) Amendments to HKAS 1, <i>Presentation of financial statements: Classification of liabilities as current or non-current</i> (“2020 amendments”)	2024年1月1日 1 January 2024
香港會計準則第1號(財務報表的呈列)修訂：附帶契約之非流動負債 Amendments to HKAS 1, <i>Presentation of financial statements: Non-current liabilities with covenants</i>	2024年1月1日 1 January 2024
香港財務報告準則第16號(租賃)修訂：售後租回之租賃負債 Amendments to HKFRS 16, <i>Leases: Lease liability in a sale and leaseback</i>	2024年1月1日 1 January 2024
香港會計準則第7號(現金流量表)及香港財務報告準則第7號(金融工具披露)修訂：供應商融資安排 Amendments to HKAS 7, <i>Statement of cash flows</i> and HKFRS 7, <i>Financial Instruments: Disclosures: Supplier finance arrangements</i>	2024年1月1日 1 January 2024
香港會計準則第21號(匯率變動之影響)修訂：缺乏可兌換性 Amendments to HKAS 21, <i>The effects of changes in foreign exchange rates: Lack of exchangeability</i>	2025年1月1日 1 January 2025

本大學團體現正評估此等發展預期於首次應用期間之影響。到目前為止，本大學團體得出的結論是，採用這些準則不太可能對大學團體與及大學的財務報表產生重大影響。

The Group is in the process of making an assessment of what the impact of these developments is expected to be in the period of initial application. So far it has concluded that the adoption of them is unlikely to have a significant impact on the Group’s and the University’s financial statements.

