



香港浸會大學

HONG KONG BAPTIST UNIVERSITY

flywire

付款指南

如何使用飛匯繳付學費



步驟 1: 發起支付

- 造訪 <https://landing-pages.flywire.com/landing/hkbu> 以進入所需付款的門戶, 例如: 學費
- 選擇銀行帳號所在地或金融卡/信用卡簽發地(在香港境內使用內地帳戶,請選擇“中國大陸”)
- 輸入將要支付的金額
- 完成後點擊「下一步」



English ▾



Welcome to the Payment Portal for Hong Kong Baptist University

To get started, please select the applicable fee below:

Tuition Fee (exclude SCE)	START YOUR PAYMENT
Hall Fee	START YOUR PAYMENT
Locker Rental Fee	START YOUR PAYMENT
VA Locker Fee	START YOUR PAYMENT
SCE Tuition Fee	START YOUR PAYMENT

Your payment

The payment will come from

Country or region *



Hong Kong Baptist University -
Tuition Fees receives

HK\$

Amount *
0.00


Amount will be formatted in the destination currency, in this case Hong Kong Dollars. i.e. 10,000.00 for ten thousand HKD.


Next →


步驟 2: 選擇付款方式


從付款選項中，選擇你喜歡的付款方式進行付款(所示金額已包含飛匯收取的費用)：



- 中國銀聯：請事先確認提款卡/信用卡的交易限額，以免付款出現問題
- 國內銀行間人民幣轉帳：需上傳學校所發出的繳費通知書/帳單/學生在讀證明資料
- 支付寶：需上傳學校所發出的繳費通知書/帳單/學生在讀證明資料
- 微信支付：需上傳學校所發出的繳費通知書/帳單/學生在讀證明資料
- JCB/Visa/萬事達：請提前確認提款卡/信用卡的交易限額，以免付款出現問題


 Bank Transfer in Singapore Dollar (SGD) (Supports PayNow)
S\$500.00 [SELECT](#)


Supports: 

 American Express in SGD
S\$516.00 [SELECT](#)
Includes s\$16.00 fee

Supports: 

 [Important info](#) 

 Debit/Credit in SGD
S\$513.00 [SELECT](#)
Includes s\$13.00 fee

Supports: 

步驟 3: 輸入付款人資料

- 依序用漢語拼音或英文如實輸入付款人資料及聯絡方式
- 完成後「下一步」

[1. Payment Info](#) [2. Payment method](#) **3. Payer Info** 4. Info for the receiver 5. Review & Confirm 6. Make payment

Payer information

i Please provide the details of the person whose card/bank account will be used to pay.

(*) required field

Email *	First name *
Middle name	Family name *
Address 1 *	Address 2
City *	State / Province / Region ▼
Zip code / Postal Code	+ 62 ▼ Phone number *

Receive text notifications on your payment status

I would like to receive emails from Flywire about future discounts, promotions and offers

I have read, understand, and agree to the Flywire [Terms of Use](#) and [Privacy Policy](#)

[← PREVIOUS](#) [NEXT →](#)

步驟 4: 輸入學生資料

- 按照學校要求如實輸入學生資料
- 完成後點擊「下一步」

Information for Hong Kong Baptist University - Tuition Fees

(*) required field

Student Information

I acknowledge and confirm that I understand that I am paying the amount quoted, on the previous step, in my home currency. Once paid, the payment will be released to HKBU and the payment once made, is irrevocable.

[← Previous](#)

[Next →](#)

步驟 5: 核對付款人資料

- 檢查全部資料無誤後
- 點擊「付款」(付款並未完成, 請按照下列步驟繼續操作)

步驟 6: 上傳文件



- 若選擇了「國內銀行間人民幣轉帳」、「支付寶」、「微信支付」作為付款方式, 需要上傳相關文件(如繳費通知書/帳單/發票以及學生在讀證明資料等), 證款的真實性與合理
- 在文件上傳完成後, 頁面將出現相應的「付款方式」

1. Payment Info 2. Payment method 3. Payer Info 4. Info for the receiver 5. Review & Confirm 6. Make payment

Please initiate the transaction of **¥14,826.00** with your bank no later than **April 8, 2024**. ⓘ

Status ● Payment pending ⓘ Why is my payment pending? Payment ID | 95768 ⓘ

You send to Flywire
¥14,826.00 ⓘ inclusive of our fees **15,600.00**


👤  𠄎  𠄎

Flywire is waiting to receive your funds.

ⓘ You will see the bank transfer payment instructions once this step is completed.





Next: Upload required documentation ^

Due to regulations in China, Flywire's payment partner is required to collect **an official tuition bill or invoice** from you to verify your payment. Your uploaded files will be validated by our payment partner in China once you make a payment. If your uploaded files do not meet the criteria, you may be asked to provide new or additional documents or your payment will be returned.

 **Tuition bill or invoice** Required
Most invoices and tuition bills are accessible through student accounts or are sent to your registered email. [View examples](#) **SELECT FILE** ▾

ADD PAYMENT

Manage your payment

-  [Edit payment details](#)
-  [SMS notifications +86](#)
-  [Change payment method](#)
-  [Cancel payment](#)

步驟 7: 查看付款指引並完成支付


根據選擇的付款方式，頁面會顯示相應的付款說明。請根據付款說明進行付款：

- 中國銀聯：由飛匯官網跳到銀聯支付頁面，線上輸入提款卡/信用卡資料完成付款
- 國內銀行間人民幣轉帳：透過個人網路銀行或前往銀行櫃檯，將款項匯至「付款說明」中提供的銀行帳戶（注意：在進行國內銀行間人民幣轉帳時，請務必在「備註(用途)」欄中填寫該筆款項的付款編號，即Payment ID）
- 支付寶/微信支付：由飛匯官網跳到支付頁面，掃碼完成付款
- JCB/Visa/萬事達：線上輸入所持提款卡/信用卡的詳細資料完成付款


Status ● Payment received Payment ID 894 ?

You send to Flywire

¥15,023.00 ⓘ inclusive of our fees **16,000.00**

⊗  ⊗

Flywire has your funds.



We have received your payment

Add this payment to your Flywire account

[ADD PAYMENT](#)

Manage your payment

[View payment details](#)

[SMS notifications](#)

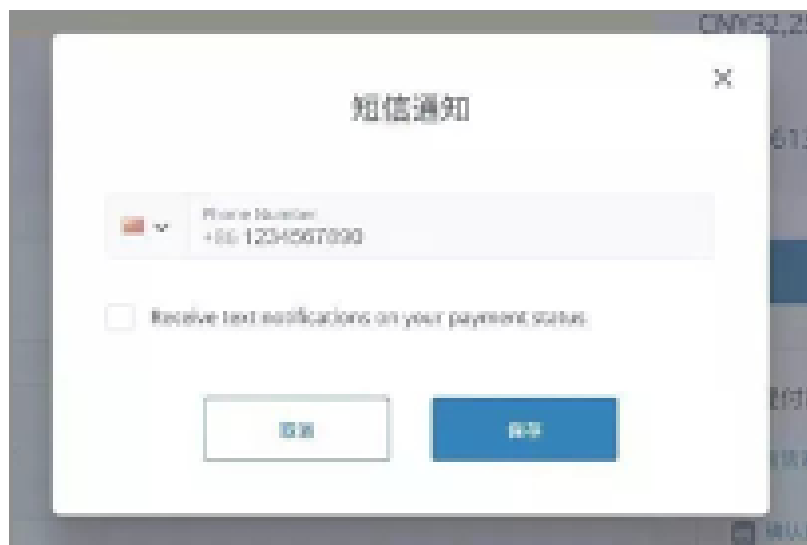
[Download temporary receipt](#)

步驟 8: 追蹤付款進度

完成付款後，你將收到一封含有連結的電郵，可以透過連結追蹤付款狀態及查看付款詳細資料。



你也可以在「管理付款」選單中選擇「短信通知」，在彈跳視窗中輸入手機號碼「儲存」後，即可在每個付款階段收到來自飛匯的「付款狀態更新」短信通知。



聯絡及支援

支援電郵: support@flywire.com

在線即時對話: flywire.com/help

微信在線客服: 飛匯Flywire >>諮詢 >>在線諮詢



致電:

香港+852 3001 1165

澳洲+61 2 8311 4772

馬來西亞+60 18 008 10611

印尼+62 21 29223064

日本+81 5 0180 74338

紐西蘭+64 8 004 47163

新加坡+65 3138 6191

泰國+66 60 003 5979

越南+84 24 4458 1755

中國免費電話+86 400 006 7175

韓國免費電話070 8028 5301

美國免費電話+1 800 346 9252

英國+44 20 39 624 308

印度免費電話000 800 4430 048